

UTAH DIVISION OF WILDLIFE RESOURCES

BLACK BEAR and COUGAR

— GUIDEBOOK —



INCLUDES THIS YEAR'S
COUGAR REGULATIONS



2025

CONTACT US

Turn in a poacher

Phone: 800-662-3337

Text: 847411

Online: wildlife.utah.gov/utip

Division offices

Offices are open 8 a.m.–5 p.m.,

Monday through Friday.

Salt Lake City

1594 W North Temple

Box 146301

Salt Lake City, UT 84114-6301

801-538-4700

Central Region

1115 N Main Street

Springville, UT 84663

801-491-5678

Northeastern Region

318 N Vernal Avenue

Vernal, UT 84078

435-781-9453

Northern Region

515 E 5300 S

Ogden, UT 84405

801-476-2740

Southeastern Region

319 N Carbonville Road, Ste A

Price, UT 84501

435-613-3700

Southern Region

1470 N Airport Road

Cedar City, UT 84721

435-865-6100

Washington County Field Office

451 N SR-318

Hurricane, UT 84737

435-879-8694

CONTENTS

- 7 Key dates
- 8 License and permit fees
- 9 Basic requirements
- 10 Utah's Trial Hunting Program
- 11 Prepare to apply for bear permits
- 13 Why bonus points matter
- 14 Are you eligible to apply?
- 14 Waiting period
- 14 Hunters with disabilities
- 15 Apply for a bear permit
- 17 After applying for a bear permit
- 17 Permit refunds and exchanges
- 18 Hunter Mentoring Program
- 18 Surrendering a permit
- 19 Other available bear permits
- 23 Don't jeopardize future hunts
- 23 Avoid harvesting collared wildlife
- 24 Points options for military personnel
- 25 Field regulations
- 25 Firearms and archery equipment
- 27 Prohibited hunting methods
- 29 Possession and transportation
- 29 Harvest reporting
- 30 Checking in your bear or cougar
- 30 Disposal of wildlife
- 31 Trespassing
- 32 Trail cameras and night-vision devices
- 33 Hunting and pursuing bear
- 34 Harvest and pursuit restrictions
- 35 Use of dogs to hunt or pursue bear
- 37 Bear baiting
- 38 Possession and transportation
- 39 Livestock and commercial crop depredation
- 40 Hunting and pursuing cougar
- 40 Use of dogs to hunt or pursue cougars
- 42 Black bear hunt tables
- 50 Cougar management units
- 53 Definitions



WHAT'S NEW?

Combined black bear and cougar guidebook: Utah's requirements and field regulations for bear and cougar hunting and pursuit are very similar. To consolidate information for bear and cougar hunters, we are combining these guidebooks beginning this year. This will also reduce costs for printing and distribution of guidebooks in years to come. See the current *Utah Furbearer Guidebook* for information about rules and requirements for trapping furbearers and cougars.

Apply for bear hunts: The Division distributes permits for limited-entry bear hunts through a drawing. You can apply for the drawing online or by phone from Feb. 4–18, 2025. If you are successful in drawing a permit, you will be notified via email on or before Feb. 28, 2025. For additional details, see page 16.

Cougar hunting and pursuit with a hunting or combination license: A person may pursue or hunt cougars year-round in Utah with any legal weapon if they have a valid hunting or combination license, provided they comply with all rules set forth in *Utah Admin. Rule R657-10* (taking cougar) and in this guidebook. (You do not need to apply for an additional permit.) There is no annual limit on the number of cougars a person may take, but each cougar must be checked in at a DWR office within 48 hours of harvest and receive a permanent tag.

Utah residency: To apply for any resident license or permit, you must be established as a Utah resident on the date you submit your application. (Previously, residency was required by the date of purchase.) See the definition of *Resident* on page 54 for more information about qualifications for state residency.

KNOW THE LAWS

This guidebook summarizes Utah's black bear and cougar hunting laws and rules. Although it is a convenient quick-reference document for Utah's regulations, it is not an all-encompassing resource.

For an in-depth look at Utah's black bear and cougar hunting laws and rules, visit wildlife.utah.gov/rules.

You can use the references in the guidebook—such as *Utah Code § 23A-5-309* and *Utah Administrative rules R657-33-3 and R657-10-13*—to search the Division's website for the detailed statute or rule that underpins the guidebook summary.

If you have questions about a particular rule, call or visit the nearest Division office.

Who makes the rules?

The Utah Wildlife Board passes the rules and laws summarized in this guidebook.

There are seven board members, and each serves a six-year term. Appointed by the governor, board members are not Division employees.

The Division's director serves as the board's executive secretary but does not have a vote on wildlife policies.

Before board members make changes to wildlife rules, they listen to recommendations from Division biologists. They also receive input from the public and various interest groups via the Regional Advisory Council (RAC) process.

If you have feedback or suggestions for board members, you can find their contact information online at wildlife.utah.gov.

Wildlife Board members

| | |
|----------------|--------------------------------------|
| Kent Johnson | Randy Dearth, <i>Chair</i> |
| Paula Richmond | Gary Nielson, <i>Vice Chair</i> |
| Bret Selman | Riley Peck, <i>Division Director</i> |
| Bryce Thurgood | & <i>Executive Secretary</i> |

Expanded summer and fall spot-and-stalk opportunities: The Utah Wildlife Board approved allowing anyone who draws a multiseason bear permit to hunt any harvest-objective seasons on the unit they draw, in addition to the limited-entry seasons. Harvest-objective unit closures apply. For more information about multiseason limited-entry permits, see page 11 and the hunt tables that begin on page 48.

Metal containers for bait: A metal container may now be used to hold bait during bear seasons where bait is legal. The maximum size of the container cannot exceed 55 gallons and may not be used in areas designated as wilderness by federal land-management agencies. See pages 36–39 for additional requirements when using bait.

Baiting on U.S. Forest Service lands: If a hunter is using bait on USFS lands, the bait station certificate of registration number **and** the bait station identification sign must be visible at the bait station. See additional requirements for using bait on public and private lands on page 37.

Bear season dates: Bear season dates change every year. For details, see the tables that start on page 42.

Maps and boundaries: Bear unit boundaries may/can change every year. Use the Utah Hunt Planner to find unit maps, boundaries and information on the hunts you want to apply for. Learn more at hunt.utah.gov.

Credit card processing fee: In order to cover our increasing costs for systems and electronic payment processing, the Division began charging a 2.2% processing fee on all credit card transactions as of July 1, 2024. (The Utah Legislature authorized a fee up to 3% to cover these costs.)

Requirements for donations, game processing and taxidermy: The Utah Legislature made several changes to the tagging and documentation requirements for protected wildlife, including taxidermist record keeping. Carefully review the information on page 30 for details about these new requirements.

Cougar pelts and claws: The Utah Wildlife Board approved allowing the sale of “green” cougar pelts—meaning that the hide does not need to be tanned first before selling it—and the sale of claws if they are still attached to the hide. Any pelt still must have a permanent tag issued by the DWR within 48 hours of harvest.

Guidebook regulatory cycle: 2025 is the first year of a three-year recommendation cycle for black bear hunting. Black bear season dates and permit numbers have been adjusted to reflect updated management strategies across the state. The cougar regulations cycle goes from Jan. 1 to Dec. 31 each year and is approved by the Utah Wildlife Board annually.

Important reminders

Bear and cougar harvest reporting requirements: Each harvested bear or cougar must be reported to a DWR office within 48 hours of harvest and issued a permanent tag. Hunters must provide the exact location of harvest (GPS coordinates preferred). We strongly encourage you to make an appointment to check in your harvested animal so that staff are available to assist you. See page 30 for details.

Bear orientation course: If you obtain any type of black bear permit, you must successfully complete the current-year bear orientation course before pursuing or hunting bear. The course is available online at wildlife.utah.gov/bear. You must have the black bear orientation course certificate in your possession—either a printed copy or downloaded to your Utah Hunting and Fishing app—while hunting or pursuing a black bear.

Download guidebooks and more to your DWR mobile app: You can download Utah's hunting and fishing guidebooks using your Utah DWR mobile app. The app makes it easy to read, search and navigate this guidebook and others. You can keep your hunting or combo license and any DWR course completion certificates on the app, too. Learn more about the app and download it at wildlife.utah.gov/mobileapp. Remember, you must still carry any printed permit with you in the field.

Hunting license required: Before you can hunt or pursue cougars, or apply for or obtain a black bear hunting permit, bonus point or pursuit permit, you must have a valid Utah hunting or combination license. See page 10 for more information.

Age requirements: If you're 11 years old, but you'll turn 12 during 2025, you can apply for a permit to hunt bears in 2025. See page 9 for more information.

Drawing results: Results of the 2025 black bear drawing will be emailed on or before Feb. 28. You can also visit wildlife.utah.gov or call 800-221-0659 to see if you were successful. For more information, see page 16.

Unit closures available online: Any bear harvest-objective unit closures will be posted at wildlife.utah.gov/bear by noon daily. Closures will take effect the following day.

Pack size restrictions: The maximum number of dogs that can be used to pursue a bear is 16 for the spring and fall seasons. During all summer pursuit seasons and restricted summer pursuit seasons, there's an eight-dog maximum. For details, see page 23.

Guides and outfitters: If you're a Utah-licensed guide or outfitter—and you're accompanying a paying client to pursue black bear—you do not need a bear pursuit permit. To learn more, see page 35.

365-day bear pursuit permits: Bear pursuit permits are valid for 365 days from the day you buy them, but you may pursue bears only during the state's pursuit seasons. You'll find pursuit season dates on page 7 and pursuit restrictions on page 34. You do not need a permit of any kind to pursue cougars.

Bear bait seasons: The only bear season that allows bait is the summer limited-entry season, May 26–June 29, 2025, on specified hunt units. See the hunt tables beginning on page 43 for more information.

No early baiting: Early baiting is prohibited statewide. See *Field regulations* beginning on page 25 for more details.

Apply for a bait station online: Beginning April 1, 2025, you may apply for your required bait station certificate of registration (COR) online at wildlife.utah.gov/bear or by visiting a Division office. Bait sites must comply with all rules and regulations in this guidebook and listed in Utah Code, but the DWR will not review locations and approve them before a COR is issued. For additional details, see page 38.

Hunting over another hunter's bait site: Hunters with valid bait permits may hunt over another hunter's bait site with written permission from the COR holder. For details, see page 36.

Trapping cougars: A person may trap or snare cougars if they have a valid hunting or combination license, a valid trap registration license, and they comply with all rules set forth in *Utah Admin. Rule R657-11* (taking furbearers and trapping). See the current *Utah Furbearer Guidebook* for information about rules and requirements for trapping furbearers and cougars.

Trail camera regulations: Trail cameras are prohibited on public land from July 31 to Dec. 31, with some exceptions for research and monitoring by land management agencies. The sale or purchase of trail camera footage in the take—or attempted take—of big game, cougar or bear is prohibited. Trail cameras that utilize internal data storage may be used on private property. For details, see the information box on page 32 or visit *wildlife.utah.gov/trailcams*.

Ways to report poachers: Use the UTDWR law enforcement app or the text option for reporting poachers (text 847411). For details about these and other wildlife-crime reporting options, see the information box on page 31 or visit *wildlife.utah.gov/utip*.

Utah Hunter Mentoring Program: Eligible mentors can share their bear permits with qualifying minors. For details, see the information box on page 18 or visit *wildlife.utah.gov/mentoring*.

Utah's Trial Hunting Program: People who haven't hunted black bears or cougars may be able to try it for the first time without taking Hunter Education. For details, see the information box on page 10.

Points options for military members: Active military personnel may be eligible to take advantage of some points opportunities if they are deployed during the black bear application period. For details, see the information box on page 24 or visit *wildlife.utah.gov/military*.

Discounted licenses for disabled veterans: The Division offers discounted hunting and combination licenses to Utah servicemembers who were disabled in the line of duty. See page 7 for more details.

Stay informed: We will communicate changes that may affect you and your hunt via email and social media. Visit *wildlife.utah.gov/stay-connected* to sign up for email updates and follow us on Facebook, Instagram, X, Threads and YouTube.

Private land: The Division cannot guarantee access to any private land. Under certain circumstances, you must obtain documented permission from the landowner or the landowner's authorized representative before hunting on private lands. For more information, please see page 31.

Guidebook correction: If errors are found in this guidebook after it is printed, the Division will correct them in the online copy. Visit *wildlife.utah.gov/guidebooks* to view digital versions of all the Division's guidebooks.

Protection from discrimination: The Division receives federal financial assistance from the U.S. Fish and Wildlife Service. Under Title VI of the Civil Rights Act of 1964, Section 504 of the Rehabilitation Act of 1973, Title II of the Americans with Disabilities Act of 1990, the Age Discrimination Act of 1975, Title IX of the Education Amendments of 1972, the U.S. Department of the Interior and its bureaus prohibit discrimination on the basis of race, color, national origin, age, disability or sex. If you believe that you have been discriminated against in any facility, program, or activity, or if you need more information, please write to:

Office of Diversity, Inclusion, and Civil Rights
U.S. Department of the Interior
1849 C Street, NW
Washington, D.C. 20240

Division funding: The Division is mostly funded by the sale of hunting and fishing licenses and through federal aid made possible by an excise tax on the sale of firearms and other hunting- and fishing-related equipment.

KEY DATES

Bear hunt applications

| | |
|--|----------------|
| Start applying online | Feb. 4, 2025 |
| Application deadline | Feb. 18, 2025 |
| Drawing results available | Feb. 28, 2025 |
| Harvest-objective permit sales begin | March 11, 2025 |
| Remaining permits go on sale, if available | March 11, 2025 |

Bear hunt season dates

Season dates vary. For all season dates, see the hunt tables that begin on page 42.

Bear pursuit season dates (units not designated as restricted)

| | |
|--------|---------------------------|
| Spring | March 29– May 26, 2025 |
| Summer | July 5–Aug. 3, 2025 |
| Fall | Nov. 3–9, 2025 |

Bear pursuit season dates (restricted pursuit units)

The Book Cliffs, La Sal and San Juan units are Utah's only restricted pursuit units. Restrictions apply during the spring, early summer and late summer pursuit seasons. To learn more about applying for and using restricted pursuit permits, see page 12 and page 35.

| | |
|--|---------------------------|
| Spring (all three units, restricted only for nonresidents) | March 29– May 26, 2025 |
| Early summer (all three units) | July 5–16, 2025 |
| Late summer (all three units) | July 19–31, 2025 |

Cougar season dates

| | |
|----------------------------|------------|
| Cougar pursuit and hunting | Year round |
|----------------------------|------------|

Cougar pursuit restrictions

No dogs allowed for hunting or pursuing cougar on the following units* (except for hunters with valid bear permits):

| | |
|---------------------|--------------|
| • Book Cliffs, East | March 29– |
| • La Sal | Nov. 1, 2025 |
| • San Juan, Mtns | |

*See the *Utah Hunt Planner* at hunt.utah.gov for unit boundaries.

Discounted licenses for disabled veterans

The Division offers discounted hunting and combination licenses to Utah servicemembers who were disabled in the line of duty.

The discounted hunting license is \$25.50, instead of the \$40 full price. Likewise, the discounted combination license is \$28.50, instead of the \$44 full price. Either license is good for 365 days from the day you buy it. Discounted licenses are available online or from all Division offices listed on page 2.

To purchase a discounted hunting or combination license, you must be a Utah resident and have a qualifying service-connected disability of at least 20 percent.

To apply for a license online, please visit wildlife.utah.gov/disabledvet and complete the online form. If you need assistance, please call the nearest Division office.

If you choose to visit a Division office to purchase your license, simply bring the verification of service-connected disability documentation that the Department of Veterans Affairs issued to you.

You can find additional resources for hunters and anglers with disabilities at wildlife.utah.gov/disabled-access.

LICENSE AND PERMIT FEES

For a complete list of Utah's license and permit fees, visit wildlife.utah.gov/licenses/fees.
A 2.2% transaction fee applies to all online and in-person credit/debit card transactions.

License fees

| License type | Age | Resident | Nonresident until June 30, 2025 | Nonresident starting July 1, 2025 |
|--|--------------|-------------|------------------------------------|--------------------------------------|
| 365-day hunting license | 13 and under | \$11 | \$34 | \$44 |
| | 14–17 | \$16 | \$34 | \$44 |
| | 18–64 | \$40 | \$120 | \$144 |
| | 65+ | \$31 | \$120 | \$144 |
| 365-day hunting license for disabled veterans (see the box on page 7 for details) | n/a | \$25.50 | n/a | n/a |
| Multi-year hunting license (up to five years) | 18–64 | \$39 / year | \$119 / year | \$143 / year |
| 365-day combination* license | 17 and under | \$20 | \$38 | \$58 |
| | 18–64 | \$44 | \$150 | \$190 |
| | 65+ | \$35 | \$150 | \$190 |
| 365-day combination* license for disabled veterans (see the box on page 7 for details) | n/a | \$28.50 | n/a | n/a |
| Multi-year combination* license (up to five years) | 18–64 | \$43 / year | \$149 / year | \$189 / year |

*A combination license allows you to hunt or fish in Utah.

Permit and application fees

| Type of permit | Resident | Nonresident until Aug. 31, 2025 | Nonresident starting Sept. 1, 2025 |
|---------------------------------------|--------------------|------------------------------------|---------------------------------------|
| Bear pursuit permit | \$45 | \$171 | \$342 |
| Bear restricted pursuit permit | \$45 [◊] | \$171 [◊] | \$342 [◊] |
| Bear harvest-objective permit | \$93 | \$389 | \$600 |
| Bear limited-entry permit | \$93 [◊] | \$389 [◊] | \$600 [◊] |
| Bear multiseason limited-entry permit | \$183 [◊] | \$566 [◊] | \$900 [◊] |
| Application fee [◊] | \$10 | \$16 | \$21 |

◊ There is a nonrefundable application fee if you apply for this permit through the hunt drawing.

Other permit types

| | |
|---|------|
| Bait station certificate of registration (See <i>Bear baiting</i> on page 36) | \$10 |
|---|------|

BASIC REQUIREMENTS

Are you planning to hunt or pursue black bears or cougars in Utah this year? Make sure you meet Utah's age, hunter education and license requirements.

Are you old enough?

Utah Code §§§ 23A-4-704, 23A-4-201 and 23A-4-708

To hunt or pursue a black bear in Utah, you must be at least 12 years old by Dec. 31, 2025.

Note: If you're 11 years old, but you'll be 12 by Dec. 31, 2025, you may apply for and obtain a black bear permit this year. All sales are final.

If you're younger than 18, you can apply to participate in the Utah Hunter Mentoring Program. For details on the program, see the information box on page 18 or visit *wildlife.utah.gov/mentoring*.

There are no age restrictions for hunting or pursuing cougars in Utah. All hunter education, licensing, adult accompaniment and other statewide regulations apply.

Adults must accompany youth

Utah Code § 23A-4-708

While hunting with any weapon, a person under 14 years old must be accompanied by their parent, legal guardian or other responsible person who is 21 years of age or older and who has been approved by the parent or guardian.

A person at least 14 years old and under 16 years old must be accompanied by a person 21 years of age or older while hunting with any weapon.

The Division encourages adults to be familiar with hunter education guidelines or to complete the hunter education course before accompanying youth into the field.

While in the field, the youth and the adult must remain close enough for the adult to see and provide verbal assistance to the young hunter. Using electronic devices, such as walkie-talkies or cell phones, does not meet this requirement.

Have you passed hunter education?

Utah Code § 23A-4-1001 and Utah Admin. Rule R657-23

If you were born after Dec. 31, 1965, you must provide proof that you've passed a hunter education course approved by the Division before you can apply for or obtain a hunting license or a bear permit.

The only exception to this law is for individuals who are participating in the Utah's Trial Hunting Program. You can find details about the program in the box on page 10 or by visiting *wildlife.utah.gov/trial*.

Proof of hunter education

You can prove that you've completed hunter education by obtaining a hunter education card (called a "blue card" in Utah) or if you have a verified hunter education number on file with the Division. The number is assigned when you complete hunter education and your blue card is issued.

How to take hunter education

To get started, you should visit *wildlife.utah.gov/huntereducation*. You'll see links to various traditional and online hunter education courses. Follow the instructions on the website to obtain a hunter education registration certificate (required) and to register for a course online.

If you need assistance, please contact your local Division office or call 801-538-4727.

When you finish the course, your instructor will verify your course completion in the online hunter education system. At that point, you will be able to apply for or obtain permits in the Division's hunt drawings, and your hunter education registration certificate will become your hunting license.

Approximately four to six weeks after you complete the course, you will receive your blue card by mail.

You should also keep the following in mind:

- Hunters under the age of 16 must be accompanied by an adult while hunting.
- Regardless of when a student graduates, all hunting regulations (such as season dates and bag limits) will apply.
- Students who are planning to hunt out of state should allow enough time for their hunter education card to arrive in the mail.

New to Utah?

If you become a Utah resident, and you've completed a hunter education course in another state, province or country, you must obtain a Utah blue card before you can buy a resident hunting license. (See the definition of *Resident* on page 54.) You can obtain a Utah blue card at any Division office by providing proof that you've completed a Division-approved hunter education course, or by filling out the online form at wildlife.utah.gov/hunter-ed-transfer.

Do you have a license?

Utah Code §§§§ 23A-4-201, 23A-5-207, 23A-4-703 and 23A-5-309

You must have a current Utah hunting or combination (hunting and fishing) license before you can:

- Apply for or obtain a black bear permit or bonus point of any kind.
- Purchase a black bear pursuit permit.
- Harvest or pursue black bears or cougars in Utah.

Licenses are available at wildlife.utah.gov and from license agents and Division offices.

Be sure to double check the date on your license before you apply for any permits or points. As long as your license is valid on the date you submit your application, you don't have to purchase a new license for the actual hunt.

For example, assume that your license expires on June 22, 2025. If you apply before that date, you do not have to purchase a new license for your hunt. All hunting and combination licenses are valid for 365 days from the date of purchase.

Carry your permit

If you are successful in obtaining a black bear permit of any kind, you must have it on your person while in the field. You cannot alter your license or permit, nor can you sell, transfer or loan either of them to another person.

Bear orientation course

If you obtain any type of black bear permit, you are required to take the current-year black bear orientation course before heading into the field (available online at wildlife.utah.gov/bear).

Important: A copy of the course completion certificate must be in your possession—either a printed copy or downloaded to your DWR Hunting and Fishing app—while hunting or pursuing black bear.

Utah's Trial Hunting Program

Utah Admin. Rule R657-68

Have you ever wanted to bring your spouse, child or friend along on a hunt and give them a chance to try hunting? Now, they can join you on your next bear or cougar hunt.

Utah's Trial Hunting Program allows anyone over the age of 12 to try hunting for a few years—while accompanied by a licensed hunter over the age of 21—before taking a Hunter Education course.

The program applies to hunts for many different species, including black bears and cougars. To sign up for the program or to learn more about it, visit wildlife.utah.gov/trial.

PREPARE TO APPLY FOR BEAR PERMITS

Utah Admin. Rule R657-62-19

To participate in Utah's black bear hunt, you need to obtain a permit. The Division distributes permits for limited-entry hunts and restricted pursuit through the black bear drawing. You can apply for the drawing from Feb. 4–18, 2025. It will be easier to apply if you are thoroughly prepared before you begin the application process. This part of the guidebook will help you find the information and resources you need in order to apply.

Verify your residency

Before you apply for any black bear hunts, it's important to know whether you are a legal resident of the state of Utah. Although residents and nonresidents can apply for most of the same types of permits, there are some differences in permit fees and availability. See the definition of residency on page 54 to determine if you are a resident or a nonresident.

Understand permit types

Utah Admin. Rule R657-33-3 and R657-33-4

You may not apply for or obtain more than one permit to harvest a black bear in 2025. You can, however, obtain a bear pursuit permit in addition to a limited-entry or harvest-objective permit.

If you want to hunt or pursue a black bear in Utah, your permit options are as follows:

Hunting permits

There are three different types of bear hunting permits in Utah.

Limited-entry permits

These permits are available for any legal weapon hunts. If you obtain one of these permits, it authorizes you to harvest one black bear in the area and season specified on your permit.

You must use the appropriate weapon type and method for your hunt. To learn more about legal hunting methods (spot-and-stalk, bait and use of dogs), see the *Field Regulations* section that begins on page 25.

How to obtain one: Apply for a limited-entry permit in the black bear drawing. For details, see page 15.

Multiseason limited-entry permits

This permit authorizes you to use any legal weapon to harvest one black bear in the area and seasons specified on your permit.

You must use the appropriate weapon type and method for the seasons you are hunting. To learn more about legal hunting methods (spot-and-stalk, bait and use of dogs), see the *Field Regulations* section that begins on page 25.

How to obtain one: Apply for a multi-season limited-entry permit in the black bear drawing. For details, see page 15.

New this year: The Wildlife Board approved allowing anyone who draws a multiseason bear permit to hunt any **open** harvest-objective seasons on the unit they draw, in addition to the limited-entry seasons (see the hunt tables that begin on page 46 for details).

Harvest-objective permits

Biologists have set harvest objectives (quotas) for the number of bears that can be taken on certain units. When the objective is met, the unit closes to bear hunting for the rest of the season.

The harvest-objective permit allows you to use any legal weapon to harvest one bear on any harvest-objective hunting unit until the season ends or the unit's harvest objective has been met. (There are additional restrictions on the fall harvest-objective hunts. For details, see page 19.)

How to obtain one: Purchase a harvest-objective permit at wildlife.utah.gov, from a license agent or at any Division office. For details, see page 19.

Pursuit permits

There are two different types of bear pursuit permits in Utah.

Restricted pursuit permit

This limited-entry permit authorizes you to pursue, but not kill, black bears during the restricted pursuit season listed on your permit on only one of the following units:

- Book Cliffs
- La Sal
- San Juan

The permit is also valid for all pursuit seasons on all other units, except the other restricted pursuit units during their restricted seasons. For a list of restricted pursuit units and season dates, see the hunt table on page 47. For more information on using this permit, see page 35.

Reminder: There are spring restricted pursuit seasons for nonresidents on the Book Cliffs, La Sal and San Juan units. The spring pursuit seasons on those units are **not** restricted for resident pursuers.

How to obtain one: Apply for a restricted pursuit permit in the black bear drawing. The drawing is also the only way for nonresident pursuers to obtain restricted pursuit permits for the spring restricted pursuit seasons described above. (**Important:** Residents who want to pursue bears on those three units during their spring seasons can do so by purchasing pursuit permits at wildlife.utah.gov, from a license agent or at any Division office.)

If you apply for a restricted pursuit permit but don't draw one, you will receive a restricted pursuit permit bonus point. For details, see page 13.

Pursuit permit

This permit authorizes you to pursue, but not kill, black bears on any unit that is not designated as restricted during all three pursuit seasons. (For all pursuit season dates, see page 7.)

Participate in surveys

Utah Admin. Rule R657-33-24

If the Division contacts you about your bear or cougar hunting or pursuit experience, please participate in the survey, regardless of your success. Your participation helps the Division evaluate population trends, assess harvest success and collect other valuable information.

Reminder: Nonresidents with pursuit permits may not use them on any restricted pursuit units unless they are accompanying someone who possesses a valid restricted pursuit permit or hunting permit for that unit and season. Residents may use a pursuit permit on restricted pursuit units during the spring pursuit season.

For a complete list of units where you can use a bear pursuit permit, visit hunt.utah.gov.

How to obtain one: Purchase a pursuit permit at wildlife.utah.gov, from a license agent or at any Division office. For details, see page 20.

Research your options

Utah Admin. Rule R657-33-3 and R657-33-4

It's important to be sure of the details before applying for a hunt. You don't want to accidentally apply for the wrong hunting unit or season.

Review the hunt tables

All of the black bear hunts you can apply for are listed in the hunt tables that begin on page 42. You will need to use the hunt numbers associated with the hunts in order to apply for permits. Please keep in mind that hunt names and boundaries may change from year to year.

See maps and boundaries online

You'll find detailed maps and boundary descriptions for all black bear hunts at *hunt.utah.gov*.

Obtain permission to hunt private property

Utah's trespassing laws are very specific about what private lands you may and may not access. If you obtain documented permission from the landowner, you know you'll be able to access the land you want to hunt.

And by obeying Utah's trespassing laws, you will avoid citations, fines, the loss of your harvested animal and other legal penalties.

You can find Utah's trespassing laws on page 31.

Please keep in mind that the Division cannot guarantee access to private land, and the agency does not have the names of landowners who own property where hunts occur.

Why bonus points matter

Utah Admin. Rules R657-62-8 and R657-62-19

Utah's bonus point system has been put in place to increase your chance of drawing a black bear hunting permit or restricted pursuit permit. Knowing more about the points system may be helpful during the application process.

You will receive a bonus point every year you apply for a bear permit or restricted pursuit permit but don't draw one.

There is an application fee for each bonus point you apply for. The application fee is \$10 for residents and \$16 for nonresidents. The application period is Feb. 4–18, 2025.

If you don't want to hunt a bear in the current year, you may apply for a bonus point by selecting the appropriate bonus point code (BER).

You may only apply for a bear bonus point if you are eligible to apply for a bear permit or a restricted pursuit permit.

You may apply for a bear hunting permit or a bear hunting bonus point, but NOT both.

You may apply for both a bear hunting permit and a restricted pursuit permit bonus point.

Reminder: Permit surrender rules have changed, and they could affect the bonus points you've accrued for black bear. If you draw a multiseason permit or a spring limited-entry permit of any kind—and you need to surrender it—be sure to do so before the spring season opens. If you do, you'll get your accrued bonus points back, but you won't earn a point for the current year. (For other seasons, there's a 30-day surrender requirement if you want to get your previously acquired bonus points back, but there aren't 30 days between when you receive your permit and the spring season opener.)

If you draw a limited-entry bear hunting permit for the summer or fall season, and you need to surrender it, be sure to do so at least 30 days before your hunting season opens. If you do, you'll get your accrued bonus points back, but you won't earn a point for the current year.

Important: If you have a limited-entry bear hunting permit for the summer or fall season, and you surrender it less than 30 days before your season begins, you will lose your accrued bonus points and not earn a point for the current year. As long as you surrender your permit before the season opens, any applicable waiting periods will be waived.

For detailed information on how your bonus points work in the drawing, visit wildlife.utah.gov/how-bonus-and-preference-points-work.

Are you eligible to apply?

Before you submit your application, be sure you are eligible to participate in the black bear drawing.

You may not apply if...

You **cannot** apply for a bear permit or a restricted pursuit permit or obtain a bonus point if any of the following conditions apply:

- Your bear hunting privilege has been suspended.
- You're under a waiting period for a black bear hunting permit or restricted pursuit permit.
- You don't have a hunting or combination license.

Reminder: There are restrictions on fishing and hunting license purchasers for nonpayment of child support. For additional information—or to arrange a payment schedule—please contact the Office of Recovery Services at 801-536-8500.

Waiting period

Utah Admin. Rule R657-62-19

If you obtain a bear limited-entry or restricted pursuit permit, there is a two-year waiting period before you can apply for another bear limited-entry permit, restricted pursuit permit or bonus point.

For example, if you obtain a bear permit in 2025, you may not apply for a bear permit until 2028.

The waiting period gives other hunters a better chance at drawing a limited-entry permit or restricted pursuit permit.

You may obtain a bear harvest-objective permit while under a waiting period for a bear limited-entry permit. You will not begin a new waiting period if you purchase a harvest-objective permit.

Permits obtained after the drawing

Utah Admin. Rule R657-62-15

If you're under a waiting period for black bear, you can still obtain any limited-entry bear permit that remains after the drawing, but your waiting period will begin again.

For example, if you have one year left on your bear waiting period, and you buy a bear limited-entry permit—or restricted pursuit permit—that remains available after the drawing, you'll begin a new two-year waiting period.

Hunters with disabilities

Utah Admin. Rule R657-12

Utah provides special hunting accommodations for people with disabilities. These accommodations include the opportunity to hunt with a companion, hunt from a vehicle and receive special season extensions.

To learn more about hunting accommodations for people with disabilities, please visit wildlife.utah.gov/disabled or call any Division office.

Are you allowed to possess a weapon?

Utah Code §§ 76-11-302 and 76-11-303

It is illegal under *Utah Code* §§ 76-11-302 and 76-11-303 to possess or use a firearm, muzzleloader or any other dangerous weapon if you have been charged or convicted of certain offenses.

The purchase or possession of any hunting license, permit, tag or certificate of registration from the Division does not authorize the holder to legally possess or use a firearm, muzzleloader or any other dangerous weapon while hunting if they are otherwise restricted from possessing these weapons under *Utah Code*.

To determine whether you are allowed to possess a weapon, please review *Utah Code* §§ 76-11-302 and 76-11-303 or contact the law enforcement agency that oversees your case.

APPLY FOR A BEAR PERMIT

Utah Admin. Rule R656-33-3, R656-33-26, R656-42 and R656-62

The process of applying for a black bear permit is fairly straightforward, if you've prepared ahead of time. You will avoid unnecessary stress if you apply for the drawing before the last day of the application period.

Important dates

If you are planning to apply for a 2025 black bear permit, please be aware of the following dates and deadlines.

February 4: Apply online for a bear permit or bonus point

Beginning Feb. 4, 2025, both residents and nonresidents can apply for a bear permit—or a bonus point—online at wildlife.utah.gov.

You can also apply by calling any Division office during regular business hours (8 a.m. to 5 p.m. MST, Monday through Friday).

To apply for a resident permit, you must be a resident on the date you submit your application. Only nonresidents may apply for nonresident permits. To determine whether you're a resident, please see the definition on page 54.

Here's what you need to know in order to apply for any type of bear limited-entry permit, a restricted pursuit permit, a bonus point or a restricted pursuit permit bonus point:

- You may select up to three hunt choices when applying for any type of bear limited-entry permit or restricted pursuit permit.
- You cannot apply for both a bear limited-entry permit and a bonus point.
- Group applications are not accepted.
- If you draw a permit for a hunt that allows bait, you can bait bears, but you must obtain a certificate of registration before you set up a bait station. Apply at any DWR office or register online at wildlife.utah.gov/bear. For more information about this requirement, see page 38.

- There are special requirements if you want to pursue bears on a restricted pursuit unit during one of the restricted pursuit seasons. See page 12 to learn more about these permits and their requirements.
- If you apply for a restricted pursuit permit but do not draw one, you will receive a restricted pursuit bonus point.

When you submit your application, you'll be charged an application fee for each hunt type or bonus point you applied for. The application fee is \$10 for residents and \$16 for nonresidents. If you purchase your hunting or combination license during the application process, you'll also be charged a license fee.

Permit fees will be charged after the drawing, if you obtain a permit.

You can use American Express, Discover, MasterCard and VISA credit or debit cards as payment, and they must be valid through April 2025. You can also use a pre-paid credit card.

Credit card processing fee: To cover increasing costs for systems and electronic payment processing, the DWR charges a 2.2% processing fee on all credit card transactions. A fee of up to 3% was authorized by the Utah Legislature in 2024.

Please keep in mind that the Division is not responsible for any bank charges incurred for the use of credit or debit cards. To change the credit or debit card associated with your application, call 800-221-0659 or visit utah-hunt.com.

Remember: You are no longer required to take the black bear orientation course before applying for your permit. If you draw a permit, you must complete the online course at wildlife.utah.gov/bear.

Don't lose your hunting and fishing privileges

As a hunter or angler in Utah, it is your responsibility to know the laws and abide by them. Wildlife violations may result in fines, jail time, confiscation of equipment and the loss of hunting and fishing privileges.



Wildlife crimes are serious. Learn more at wildlife.utah.gov/know-consequences.

February 18: Deadline for permit applications and bonus points

Utah Admin. Rule R656-62

If you want to participate in the drawing for any type of bear limited-entry permit, a restricted pursuit permit, a bonus point or a restricted pursuit permit bonus point, you must apply online or by phone no later than Feb. 18, 2025. There's an 11 p.m. MST deadline for online applications and a 5 p.m. MST deadline for phone applications. To apply, visit wildlife.utah.gov or call any Division office.

Changing or withdrawing your application

If you make a mistake in your online permit application, simply go to utah-hunt.com and click the *View, Edit, and Withdraw* button at the bottom of the page. All edits must be made before 11 p.m. MST on Feb. 18, 2025. You must have your confirmation number, customer ID and date of birth in order to edit your application. You will not be charged any additional fees, unless you completely withdraw your application and resubmit.

February 18: Deadline for withdrawing your application

If you decide not to hunt, you can withdraw your online permit application at no additional cost until 11 p.m. MST on Feb. 18, 2025.

Please remember that the application fee is not refundable.

February 28: Drawing results available

By Feb. 28, 2025, you'll receive an email that lists your bear drawing results. You can also learn your drawing results by visiting wildlife.utah.gov or by calling 800-221-0659.

To protect applicants' privacy—and to comply with governmental records access laws—you'll receive access to only your own drawing results.

If you draw a hunting permit, you'll receive your permit in the mail in mid-March.

Please be aware that if you receive your permit, and then the credit card you used for payment is refused, your permit becomes invalid and you may not participate in the bear pursuit or hunt. If this happens, please call 800-221-0659 to resolve the problem.

March 11: Remaining permits available

Any permits remaining after the bear drawing will be available beginning March 11, 2025 at 8 a.m. MST. You can buy permits at wildlife.utah.gov and at license agent locations and Division offices.

Remaining permits are available on a first-come, first-served basis. You must have a valid hunting license or a combination license to buy one of these permits.

A license agent list is available online at wildlife.utah.gov/licenseagents. Before you visit any of the agents, contact them to verify their hours of operation.

Any bear limited-entry permit purchased after the season opens is not valid until three days after the date of purchase.

AFTER APPLYING FOR A BEAR PERMIT

Utah Admin. Rule R657-62-19

After the application period ends, the hunt drawing occurs. We appreciate your patience throughout the drawing process and in awaiting your results.

Updating your personal information

A lot of things can change while you're waiting to find out if you drew a permit. If you need to update your name (because of marriage or divorce), your address or the credit card number associated with your application, please call 800-221-0659 or visit utah-hunt.com.

Obtaining your drawing results

You will receive an email that contains your drawing results on or before Feb. 28, 2025. You can also learn your drawing results by visiting wildlife.utah.gov or by calling 800-221-0659.

To protect applicants' privacy—and to comply with governmental records access laws—you'll receive access to only your own drawing results.

Obtaining permits

If you drew a limited-entry permit of any kind, you'll receive your permit in the mail in mid-March.

Please be aware that if you receive your permit, and then the credit card you used for payment is refused, your permit is not valid.

Take the orientation course

If you obtain any type of black bear permit, you are required to take the orientation course before you pursue or hunt bear. Successful completion of the current-year bear orientation course is required each year you obtain a permit, and you must have the orientation course certificate in your possession—either a printed copy or downloaded to your Utah Hunting and Fishing app—while hunting or pursuing a black bear.

The orientation course is available online at wildlife.utah.gov/bear.

Permit refunds and exchanges

Utah Code §§ 23A-4-207, 23A-4-301 and Utah Admin. Rule R657-42

Obtaining a refund

The Division rarely issues refunds for permits, licenses or certificates of registration, but there are some exceptions. To see if you're eligible for a refund, visit wildlife.utah.gov/refund.

Reminder: If you are eligible for a refund, you must return your permit before the hunting season ends and then submit all required forms and accompanying paperwork within 90 days of the season ending in order to qualify for a full refund.

Exchanging a permit

You may not exchange your limited-entry permit for a different one. Utah's black bear limited-entry permits are tied to a variety of different seasons, weapon types, hunting methods and harvest quotas.

Please be certain about the hunts you are interested in before you apply. You can see a complete list of hunts in the tables that begin on page 42.

Forfeited permits

Any original license, permit, tag or certificate of registration becomes invalid when surrendered or forfeited, or when a duplicate or exchanged one is issued.

Surrendering a permit

Utah Code § 23A-4-207 and Utah Admin. Rule R657-42

If you obtain a permit and decide not to use it, you may surrender the permit to any Division office. If your permit is for the summer or fall hunting season, we strongly encourage you to surrender it at least 30 days before the season opens.

Reminder: If you draw a multiseason permit or a spring limited-entry permit of any kind—and you need to surrender it—be sure to do so before the spring season opens. If you do, you'll get your accrued bonus points back, but you won't earn a point for the current year. (For other seasons, there's a 30-day surrender requirement if you want to get your previously acquired bonus points back, but there aren't 30 days between when you receive your permit and the spring season opener.)

If you draw a limited-entry bear hunting permit for the summer or fall season, and you need to surrender it, be sure to do so at least 30 days before your hunting season opens. If you do, you'll get your accrued bonus points back, but you won't earn a point for the current year.

Important: If you have a limited-entry bear hunting permit for the summer or fall season, and you surrender it less than 30 days before your season begins, you will lose your accrued bonus points and will not earn a point for the current year.

As long as you surrender your permit before the season opens, any applicable waiting periods will be waived.

Reallocated permits

Any limited-entry permit surrendered to the Division is reallocated through the drawing process. The Division will make a reasonable effort to contact the next person listed on the alternate drawing list.

Any person who accepts the offered reallocated permit must pay the applicable permit fee. That person will also lose any points they've accrued and incur a waiting period.

Duplicate licenses

Utah Code § 23A-4-208 and Utah Admin. Rule R657-42

If your unexpired license or permit is destroyed, lost or stolen, you can obtain a duplicate from a Division office or a license agent for \$10 or half of the price of the original license or permit, whichever is less.

To obtain a duplicate limited-entry permit, you must visit a Division office or a license agent.

The Division may waive the fee for a duplicate unexpired license or permit, provided you did not receive the original document.

Use the app: Keep in mind that you can use the Utah Hunting and Fishing app to legally carry hunting or combination licenses on a mobile device for all the members of your family. To download the app, visit wildlife.utah.gov/mobileapp.

Hunter Mentoring Program

Utah Admin. Rule R657-67

The Utah Hunter Mentoring Program allows any qualifying adult to share their hunting permits with youth (ages 12–17).

Permits that are eligible for sharing under the Hunter Mentoring Program include all big game permits as well as black bear, turkey, greater sage-grouse and sharp-tailed grouse permits. Only swan and sandhill crane permits may not be shared because they are subject to conflicting federal regulations.

To learn more about program eligibility and requirements and to download the application form, visit wildlife.utah.gov/mentoring.

OTHER AVAILABLE BEAR PERMITS

Utah Admin. Rule R657-33-3, R657-33-27, R657-42 and R657-62

If you did not draw any type of limited-entry permit in the black bear drawing, don't lose hope. You can still purchase permits that will allow you to hunt and pursue black bears during the 2025 season. This section explains which permits are available online and over the counter.

Harvest-objective permits

Utah Admin. Rule R657-33-29

The bear harvest-objective permit allows you to harvest one black bear on any harvest-objective hunting unit until the season ends or the unit's harvest objective has been met.

You may not use bait if you obtain a harvest-objective permit. For allowable hunting methods on each harvest-objective unit, see the hunt tables that begin on page 48.

The harvest-objective permit is available to all eligible hunters, except those who drew a bear limited-entry permit (not including pursuit or restricted pursuit permits).

You may only obtain one permit to harvest a bear during the 2025 season.

March 11: Purchase a harvest-objective permit

Utah Admin. Rule R657-33-30

Bear harvest-objective permits will be available to residents and nonresidents, beginning March 11, 2025 at 8 a.m. MST. To purchase a permit, you can visit a license agent, a Division office or wildlife.utah.gov.

Remember that any harvest-objective bear permit purchased after the season opens is not valid until three days from the date of purchase. As a result, the last day to purchase a 2025 harvest-objective permit is Nov. 6, 2025. We suggest that you purchase a permit early in the season because a unit may close at any time.

Reminder: Hunters with a spot-and-stalk permit may not use dogs or bait to take a bear.

New this year: The Wildlife Board approved allowing anyone who draws a multiseason bear permit to hunt open harvest-objective seasons **on the unit they draw**, in addition to the limited-entry seasons (see the hunt tables that begin on page 48 for details). You do not need to obtain an additional harvest-objective permit in order to harvest a bear with your multiseason permit. Harvest-objective unit closures will still apply for multiseason permit holders (see below).

Harvest-objective unit closures

Utah Admin. Rule R657-33-31

Harvest-objective permits are only valid for the 2025 season on any open harvest-objective unit.

Before you begin a hunting trip to a bear harvest-objective unit, you must visit wildlife.utah.gov/bearharvest to verify that the unit is still open. The website will be updated each day by noon. Updates become effective the following day, 30 minutes before official sunrise.

A harvest-objective unit is open to hunting until one of the following events occurs:

- The bear harvest objective for that unit is met.
- The hunting season ends. For season dates, see the hunt table on pages 48-49.

After a harvest-objective unit closes, you may not use your harvest-objective permit to harvest a bear in that unit. You may, however, use your permit in any other harvest-objective units that are open in 2025.

Bear pursuit permits

Utah Admin. Rule R657-33-4

You can purchase a pursuit permit online at wildlife.utah.gov or from a Division office or a participating license agent.

A pursuit permit authorizes you to pursue, but not kill, black bears on any unit that is not designated as restricted during all three pursuit seasons.

For all pursuit season dates, see *Key dates* on page 7.

Reminder: Nonresidents with pursuit permits may not use them on any restricted pursuit units unless they are accompanying someone who possesses a valid restricted pursuit permit or hunting permit for that unit and season. Residents may use a pursuit permit on restricted pursuit units during the spring pursuit season.

For a complete list of units where you can use a bear pursuit permit, visit hunt.utah.gov.

If you are the dog handler, and you already possess a bear limited-entry permit, you may pursue bear on the unit—and during the season—for which the permit is valid. If you want to pursue bear on a different unit or during a different season—or after you harvest a bear—you will need to purchase a bear pursuit permit.

Conservation and sportsman permits

Utah Admin. Rule R657-41

Conservation permits for taking black bear are often available through official tax-exempt conservation organizations. These groups sell the permits at auction or use them in wildlife-related fundraising activities.

Sportsman permits are available through the sportsman permit drawing. The application period for this drawing will take place in early November 2025. For more information about this drawing, visit wildlife.utah.gov/sportsman-permits.

A complete copy of the conservation and sportsman permit regulations is available at wildlife.utah.gov/rules or any Division office.

Take the bear orientation course

If you obtain any type of black bear permit, you are required to take the orientation course before you pursue or hunt bear. Successful completion of the current-year bear orientation course is required each year you obtain a permit, and you must have the orientation course certificate in your possession—either a printed copy or downloaded to your Utah Hunting and Fishing app—while hunting or pursuing a black bear.

The orientation course is available online at wildlife.utah.gov/bear.

Possible habitat work in your hunt area

Throughout the year, the Division works with other government agencies—including the U.S. Forest Service and the Bureau of Land Management—to complete thousands of acres of habitat-improvement work on Utah's public lands.

Projects range from plant removal to prescribed burns and from helicopter reseedling to large-scale planting projects. They help restore habitat for many different species, giving them the food and cover they need to thrive on the landscape.

Sometimes a project may occur in a portion of your hunt area, during the hunt. If this is something you're concerned about, consider contacting the appropriate land-management agency before you apply for a particular hunt area. They may be able to give you a tentative list of projects for the coming year.

You can also see a list of many past, current and proposed restoration projects at watershed.utah.gov.

PREPARE TO HUNT OR PURSUE COUGARS

Utah Admin. Rule R657-62-19

A person may hunt, pursue or trap cougars using a valid hunting or combination license, provided they comply with all rules set forth in *Utah Admin. Rule R657-10* (taking cougar) and *Utah Admin. Rule R657-11* (taking furbearers and trapping) and in this guidebook. A separate permit is not required to hunt cougars in Utah.

Residency

Utah Code § 23A-4-704

As long as you have a valid Utah hunting or combination (hunting and fishing) license, Utah residents and nonresidents may hunt or pursue cougar year-round.

Is a permit required?

Utah Admin. Rule R657-10-3 and R657-10-3

A person may hunt or pursue cougars with any legal weapon, provided they have a valid Utah hunting or combination license. You are not required to apply for or purchase an additional permit.

Trapping

If you choose to take a cougar by trapping, you must also have a valid Utah trap registration license. Licenses are available at *wildlife.utah.gov* and from license agents and Division offices. Refer to the current *Utah Furbearer Guidebook* to carefully review requirements and regulations for trapping cougars.

Obtain permission to hunt private property

The Division cannot guarantee access to any private land, and cannot provide the names of landowners who own property where you may want to hunt.

Hunters should obtain documented permission from the landowner or the landowner's authorized representative before hunting on private lands. See *wildlife.utah.gov/permission* for details and a printable form.

For more information, see *Trespassing* on page 31.

Guides and outfitters

If you are a guide or outfitter—and you charge a customer more than \$100 for a cougar hunting or pursuit trip—you are not required to purchase a hunting or combination license to guide a customer in the field.

What about bonus points?

Utah Admin. Rule R657-62-8

Prior to 2023, you were able to apply for a limited-entry cougar permit, which used the bonus point system to increase your chance of drawing limited-entry cougar permits.

Your cougar bonus points will remain in your profile history and will not expire. Points are nontransferable, and refunds will not be provided for points earned or purchased before 2023.

Reminder: Per rule, there is no allowable transfer of points from one species to another species.



**ALYSSA
JACKSON**

**WHY I'M
A HUNTER**

TEAM 
WILDLIFE

READ ALYSSA'S STORY AT [WILDLIFE.UTAH.GOV/TEAMWILDLIFE](https://wildlife.utah.gov/teamwildlife)

Duplicate licenses

Utah Code § 23A-4-208 and Utah Admin. Rule R657-42

If your unexpired license is destroyed, lost or stolen, you can obtain a duplicate from a Division office or a license agent for \$10 or half of the price of the original license, whichever is less.

The Division may waive the fee for a duplicate unexpired license, provided you did not receive the original document.

Use the app: Keep in mind that you can also use the Utah Hunting and Fishing app to legally carry hunting or combination licenses on a mobile device for all the members of your family. To download the app, visit wildlife.utah.gov/mobileapp.

Important: Any original license, permit, tag or certificate of registration becomes invalid when surrendered or forfeited, or when a duplicate or exchanged one is issued.

Hunters with disabilities

Utah Admin. Rule R657-12

Utah provides special hunting accommodations for people with disabilities. These accommodations include the opportunity to hunt with a companion, hunt from a vehicle or other accommodations.

To learn more about hunting accommodations for people with disabilities, please visit wildlife.utah.gov/disabled or call any Division office.

DON'T JEOPARDIZE FUTURE HUNTS

How you act in the field could affect bear and cougar hunting in the years to come.

We are very lucky to live and hunt in a state with such abundant wildlife. That's led to more of us spending time in our favorite wild places each year. As you're out hunting and pursuing bears or cougars this year, please be mindful of those around you and think about how your actions can build—or sabotage—support for what you love to do.

Hunting bears and cougars is a subject that sparks a wide range of public opinions, ranging from hearty support to passionate opposition. How **you** behave during the hunt can determine how your fellow Utahns feel about the matter.

Bear seasonal pack size restrictions

The maximum number of dogs that can be used to pursue a bear is 16 for the spring and fall seasons. During the summer season, there's an eight-dog maximum.

Be mindful of the number of dogs you are using and consider how they may be impacting other users and land-management agencies.

It is important that you have control of your dogs so they don't cause conflicts with private landowners, other hunters, campers and hikers.

Try to help the people you encounter feel the passion you have for training and taking care of your animals.

Fair chase and ethics

If you are hunting a bear or cougar, once it is treed, either humanly harvest the animal or let it escape and retrieve your dogs.

It is illegal and violates the principles of fair chase to pursue a bear or cougar to the point it can no longer escape the dogs due to exhaustion.

Avoid harvesting collared wildlife

The Division has placed GPS collars on many wildlife species—including black bears and cougars—across the state. The Division is monitoring these animals in a handful of ongoing studies.

If possible, please avoid harvesting a collared bear or cougar. It is an expensive and time-consuming process to capture and collar replacement animals.

If you do harvest a collared animal, please remove the collar without cutting it and return it to a Division employee when you check in your animal.

Important: There is a dog no-harvest restriction on collared cougars that applies only to collared cougars in an active research study area; see the information box on page 41 for details.

Learn more about how our biologists use collar data to improve wildlife health and habitat at wildlifemigration.utah.gov.

If you are using bait to hunt bears, think about how your bait placement could impact other users. Make sure you are leaving your bait site in better shape than you found it.

We all have an equal right to use our wild places and, if we can make an effort to get along in the backcountry, the activities you love will enjoy greater support from your fellow Utahns. If general support for bear and cougar hunting increases, it could reduce the likelihood of tighter, more restrictive regulations.

Remember: If you have a spot-and-stalk permit, you may not use bait or dogs to take a bear.

Points options for active, deployed military personnel

If you are an active, deployed member of the military, you can purchase a bonus or preference point, even if you missed an application period while deployed. The Division will waive the required combination or hunting license fee when you make that point purchase. To qualify for these exemptions, a military member must:

- Be a resident of Utah.
- Be deployed for 90 days or longer outside of Utah on federal orders from military command.

- Not have previously received a bonus or preference point for the species and hunt type in the same year.
- Otherwise be eligible to receive a bonus or preference point.
- Pay a \$10 application fee per point received.
- Submit an application for the exemption to DWR no later than Dec. 31 of the qualifying year of being deployed.

For additional information about these options and the application form, visit wildlife.utah.gov/military.



Utah Turn in a Poacher

Help us protect wildlife.

The following methods are available to report a suspected wildlife crime:

CALL

800-662-3337

TEXT

847411



UTiP

To submit a report online, scan the QR code to the left or visit wildlife.utah.gov/utip.



Use the

UTDWR app



FIELD REGULATIONS

Several rules govern black bear and cougar hunting in Utah. These rules exist to help keep you safe and to ensure an ethical hunt. Please be familiar with the requirements for carrying and using firearms, crossbows, airguns and archery tackle. You should also know the different types of hunting methods you may use and what you're required to do with any protected wildlife you take. Rules and regulations specific to hunting and pursuing bear begin on page 33, and cougar on page 40.

Firearms and archery equipment

The firearms and archery equipment you can use during a bear or cougar hunt are consistent with the equipment allowed during a Utah big game hunt.

Rifles, airguns, shotguns and crossbows

Utah Code § 23A-5-309 and Utah Admin. Rule R657-5-8

You may use a rifle or shotgun to hunt a bear or cougar, but your firearm and ammunition must meet the following requirements:

- Your rifle must fire centerfire cartridges and expanding bullets.
- Your shotgun must be 20 gauge or larger, and you may use only slug ammunition or buckshot that's 00 or larger in size.

If you use an airgun to hunt a bear or cougar, that airgun must:

- Be pneumatically powered.
- Be pressurized solely through a separate charging device.
- Only fire a bolt or arrow.

Your arrows or bolts must travel at least 400 feet per second at the muzzle. They must also have either a fixed broadhead that is at least 7/8-inch wide at the widest point or an expandable, mechanical broadhead that is at least 7/8-inch wide at the widest point when the broadhead is in the open position.

A crossbow used to hunt a bear must have a minimum draw weight of 125 pounds and a positive mechanical safety mechanism.

A crossbow arrow or bolt used to hunt a bear must have at least one of the following:

- Fixed broadheads that are at least 7/8-inch wide at the widest point.
- Expandable, mechanical broadheads that are at least 7/8-inch wide at the widest point when the broadhead is in the open position.

It is unlawful for any person to:

- Carry a cocked crossbow containing an arrow or a bolt while in or on any motorized vehicle on a public highway or other public right-of-way, except as provided in R657-12-4.
- Hunt any protected wildlife with a crossbow bolt that has any chemical, explosive or electronic device attached.

A crossbow used to hunt a bear may have a fixed or variable magnifying scope.

Handguns

Utah Code § 23A-5-309 and Utah Admin. Rule R657-5-9

You may use a handgun to take a bear or cougar, but the handgun must be a minimum of .24 caliber and must fire a centerfire cartridge with an expanding bullet.

If you're hunting bear or cougar, the handgun must develop at least 500 foot-pounds of energy at the muzzle.

New: The Utah Wildlife Board approved allowing the use of rimfire cartridges and ammunition to harvest cougars caught in traps. This change **does not** allow these types of firearms and ammunition to harvest cougars not confined in traps.

Muzzleloaders

Utah Code § 23A-5-309 and Utah Admin. Rule R657-5-10

Muzzleloaders may be used during any bear or cougar hunt. To hunt a bear or cougar with a muzzleloader, your muzzleloader must meet all of the following requirements:

- It can be loaded only from the muzzle.
- It may have open sights, peep sights or a variable- or fixed-power scope, including a magnifying scope.
- It can have only one barrel, and the barrel must be at least 18 inches long.
- It cannot be capable of firing more than once without being reloaded.
- The powder and bullet—or powder, sabot and bullet—cannot be bonded together as one unit for loading.
- It must be loaded with black powder or a black powder substitute. The black powder or black powder substitute cannot contain smokeless powder, but may contain some nitrocellulose.
- You must use a lead or expanding bullet or projectile that's at least 40 caliber in size.
- Your bullet must be 130 grains or heavier, or your sabot must be 170 grains or heavier.

If you choose to use a muzzleloader during your hunt, you may use only the muzzleloader equipment authorized in this section to take a bear or cougar.

Archery equipment

Utah Code § 23A-5-309 and Utah Admin. Rule R657-5-11

Archery equipment may be used during any bear or cougar hunt.

To hunt a bear or cougar with archery equipment, your equipment must meet all of the following requirements:

- Your bow must have a minimum pull of 30 pounds at the draw or the peak, whichever comes first.
- Your arrowheads must have two or more sharp-cutting edges that cannot pass through a 7/8 inch ring. If you're using expanding arrowheads, the arrowheads

must have two or more sharp-cutting edges that cannot pass through a 7/8 inch ring when expanded.

Your bow may be equipped with a range-finding device.

If you carry arrows in or on a vehicle, it's important that the arrows must be in an arrow quiver or a closed case.

If you choose to use archery equipment during your hunt, you may use only the archery equipment authorized in this section to take a bear or cougar.

Loaded firearms in a vehicle

Utah Code §§§§ 76-11-102, 53-5a-3, 76-11-204 and 53-5a-108

You may not carry a loaded firearm in or on a vehicle unless you meet all of the following conditions:

- You own the vehicle or have permission from the vehicle's owner.
- The firearm is a handgun.
- You are 18 years of age or older.

A pistol, revolver, rifle or shotgun is considered to be loaded when there is an unexpended cartridge, shell or projectile in the firing position.

Pistols and revolvers are also considered to be loaded when an unexpended cartridge, shell or projectile is in a position whereby the manual operation of any mechanism once would cause the unexpended cartridge, shell or projectile to be fired.

A muzzleloading firearm is considered loaded when it is capped or primed and has a powder charge and ball or shot in the barrel or cylinders.

Carrying a dangerous weapon while under the influence of alcohol or drugs

Utah Code § 76-11-217

You may not carry a dangerous weapon or hunt bear while under the influence of alcohol or drugs.

Areas with special restrictions

State parks

Utah Code § 76-11-208 and Utah Admin. Rule R651-614-4

Remember: Hunting of wildlife is allowed within the boundaries of all state park areas, **except** those areas and hunts specifically closed by the Utah Division of State Parks and Recreation in *Utah Admin. Rule R651-614*.

State laws regarding the possession and discharge of dangerous weapons apply in state park areas open to hunting. For information about discharging a dangerous weapon or firearm in a state park, see the next section or review *Utah Code § 76-11-208*.

Areas where you cannot discharge a firearm

Utah Code § 76-11-208 and Utah Admin. Rule R657-12

You may not discharge a dangerous weapon or firearm under any of the following circumstances:

- From a vehicle
- From, upon or across any highway
- At power lines or signs
- At railroad equipment or facilities, including any sign or signal
- Within Utah State Park buildings, designated camp or picnic sites, overlooks, golf courses, boat ramps or developed beaches
- Without written permission from the owner or property manager, within 600 feet of:
 - A house, dwelling or any other building
 - Any structure in which a domestic animal is kept or fed, including a barn, poultry yard, corral, feeding pen or stockyard

Prohibited hunting methods

Utah Code §§ 23A-5-309, 23A-5-315 and Utah Admin. Rule R657-33-9

A black bear or cougar may be taken or pursued only during open seasons and open hours, using only the methods listed in this guidebook. Otherwise it is unlawful for any person to:

- Pursue, possess, capture, kill, injure, drug, rope, trap, snare or in any way harm or transport a bear or cougar.
- Restrict or hinder a bear's or cougar's ability to escape after it has been pursued, chased, treed, cornered, legally baited or held at bay.

Reminder: You must make reasonable efforts to call dogs off of a bear or cougar that has been cornered or held at bay.

You may not:

- Pursue a single bear or cougar in repeated pursuits to the point where it renders the animal physically unable to escape.
- Use dogs to harvest a cougar with a GPS tracking collar in management units with an active research study area (see page 23).
- Engage in a canned hunt.
- Take a bear or cougar from an airplane or any other airborne vehicle or device (including a drone), or from any motorized terrestrial, aquatic or recreational vehicle.
- Use electronic locating equipment to locate protected wildlife wearing electronic radio devices.

Night-vision devices

Utah Admin. Rule R657-5-7

It is unlawful to possess any type of night-vision device while locating, taking or attempting to locate big game from July 31 to Dec. 31. If you are hunting or pursuing bear or cougar, and also obtain a big game permit, please be aware of this restriction.

Trail cameras and their data

Utah Admin. Rule R657-5-7 & Utah Code 23A-5-307

The Utah legislature and wildlife board have made several changes to the state's trail camera rules since 2022:

- Trail cameras are prohibited on public land from July 31 to Dec. 31.
- There are some exceptions for research and monitoring by land management agencies (and other approved applications).
- The sale or purchase of footage or data from any trail camera (or non-handheld device) that could be used to take, attempt to take—or aid in the take or attempted take—of big game, cougars or bears is prohibited. That includes images or video, location information, time and date of the footage, and any other data that could aid in the harvest or attempted take of big game, cougars or bears.
- A trail camera using internal data storage and not capable of transmitting data is permitted for use on private lands for the purposes of taking protected wildlife.

See the informational box on page 32 for details about restrictions and exceptions to this rule, and page 53 for definitions.

Visit wildlife.utah.gov/trailcams for more information about trail camera rule changes and frequently asked questions.

Using collar data to aid in hunting

Utah Admin. Rules R657-10-8 and R657-33-9

A person may not use any protected GPS location data or protected radio collar data to locate, track, take or retrieve—or attempt to locate, track, take or retrieve—a bear or cougar, or their parts.

Spotlighting

Utah Code §§ 23A-5-309, 53-5a-3, 53-5a-108 and Utah Admin. Rule R657-33-10

You may not use spotlighting to take a black bear or cougar.

No drones allowed

Utah Code § 23A-5-309 and Utah Admin. Rule R657-5-14

Although drones are very popular, it is illegal to use them while looking for sign or tracks, scouting or hunting protected wildlife in Utah.

You may not use a spotlight, headlight or other artificial light to locate any protected wildlife while having in your possession a firearm or other weapon or device that could be used to take or injure protected wildlife.

The use of a spotlight or other artificial light in any area where protected wildlife are generally found is probable cause of attempting to locate protected wildlife.

The provisions of this section do not apply to the use of the headlights of a motor vehicle or other artificial light in a usual manner where there is no attempt or intent to locate protected wildlife.

In addition, the above restrictions do not apply to concealed carry permit holders carrying a concealed weapon. See wildlife.utah.gov/rules for more information.

Party hunting

Utah Admin. Rules R657-33-11 and R657-67

A person may not harvest a bear or cougar for another person.

The only exception to this rule is if a mentor shares a black bear permit and tag with a minor as part of the Hunter Mentoring program. For details on this program, please see the box on page 18.

Checkpoints and officer contacts

Utah Code § 23A-5-207

To help the Division fulfill its responsibility as trustee and custodian of Utah's wildlife, conservation officers and biologists monitor the taking and possession of protected wildlife and the required permits, firearms and equipment used for hunting. You should expect to encounter conservation officers and biologists checking hunters in the field and at checkpoints.

If you're contacted by a conservation officer, you must provide the officer with the items they request, including any licenses and permits required for hunting, any devices used to participate in hunting and any game you've taken. These contacts allow the Division to collect valuable information about Utah's wildlife populations.

Aiding or assisting in violations

Utah Code § 23A-5-301

You may not aid or assist another person to violate any provisions of the Wildlife Resources Code, rule or guidebook.

The penalty for aiding or assisting is the same as that imposed for the primary violation.

Possession and transportation

After you harvest a bear or cougar, there are several rules governing its possession and transportation.

Important: There are additional requirements for tagging your bear in the field (see pages 38-39).

Harvest reporting

Utah Admin. Rule R657-33-17 and R657-10-14

If you harvest a bear or cougar, you must contact the Division within 48 hours.

You are required to report exactly where the bear or cougar was taken (GPS coordinates preferred) and meet with a Division employee to have a permanent tag affixed to the carcass. **We strongly encourage you to make an appointment** to check in your bear or cougar. Otherwise, you run the risk of not having someone available to help you.

Evidence of the bear's or cougar's sex must remain attached to the carcass or pelt until a Division employee attaches a permanent tag.

To report your harvest after business hours (8 a.m.–5 p.m., Monday through Friday) or over the weekend, please call your local police department (on a nonemergency line). They will contact a conservation officer who can assist you.

Permits for commercial activities

Federal land management agencies may require special use permits for people engaging in commercial activities on federal lands. For example, if you collect payment for guiding, training dogs, or exchanging dogs (buying or selling) on federal land, you may be required to obtain a special permit in advance from the overseeing agency, such as the U.S. Forest Service or Bureau of Land Management. Check with the managing agency for more information.

Remember: It is illegal to inaccurately report—or neglect to report—the correct hunting location where a bear or cougar was killed. If you are convicted for failure to accurately report, your hunting privileges could be suspended.

Evidence of sex and age

Utah Admin. Rule R657-33-16 and R657-10-13

Evidence of the bear's or cougar's sex must remain attached to the animal's carcass or pelt until a Division employee attaches a permanent tag.

The permit holder must bring the pelt and skull to a conservation officer or Division office in an unfrozen condition. This allows Division biologists to gather management data.

The Division may seize any bear or cougar pelt not accompanied by its skull.

Permanent tag

Utah Code § 23A-5-309 and Utah Admin. Rule R657-33-17

Any harvested bear or cougar must be presented by the permit or license holder to a Division employee within 48 hours after the date of kill. That employee will affix a permanent possession tag to the pelt or unskinned carcass.

During the check-in process, you must also provide the exact location of the harvest (GPS coordinates preferred). A Division employee will confirm your bear hunt unit on your permit

or cougar management unit name (see the map and table on pages 50-52).

A Division employee will remove one or two smaller teeth at the time of permanent tagging. These teeth help biologists determine the animal's age.

Important: Do not bring in frozen bears or cougars. Retrieving teeth and other biological data from frozen carcasses is very difficult.

If you need to reach a Division employee after regular business hours, over the weekend, or on a holiday, contact your local police dispatch office.

You may not possess an unskinned bear carcass or a green pelt after the 48-hour check-in period without a permanent tag. In addition, you cannot ship a green bear pelt out of Utah or present it to a taxidermist if the pelt does not have a permanent possession tag attached.

New this year: The Utah Wildlife Board approved allowing the sale of "green" cougar pelts—meaning that the hide does not need to be tanned first before selling it—and the sale of cougar claws if they are still attached to the hide.

Transporting bear or cougar

Utah Admin. Rule R657-33-18 and R657-10-15

If you are a permit holder who has legally harvested a bear, you may transport the carcass under the following conditions:

- The bear is properly tagged.
- You have physical possession of the appropriate permit.

If you are a license holder who has legally harvested a cougar, you may transport the carcass if you have your valid Utah hunting or combination license on your person or downloaded on the DWR app.

Exporting a bear or cougar from Utah

Utah Admin. Rule R657-33-19 and R657-10-16

You may export a legally taken bear or its parts if you have a valid bear permit, and the bear is properly tagged with a permanent possession tag.

Checking in your bear or cougar

Need to check in your bear or cougar and receive a permanent tag? We **strongly encourage you to make an appointment.** (See page 2 for Division contacts.) This will ensure that a wildlife biologist or conservation officers is available to assist you.

When bears or cougars are checked at Division offices, a Division employee will do the following:

- Ask you the exact location of the harvest (preferably the GPS coordinates; also, see pages 50-52 for cougar management unit names)
- Determine the sex of the animal
- Extract a small tooth to obtain accurate age information

The information and tooth samples are very important because they help the Division responsibly manage bear and cougar populations. We greatly appreciate your cooperation in this effort. To make the tooth extraction easier, you should prop the animal's mouth open before bringing it to a Division office.

PLEASE DO NOT BRING FROZEN BEARS OR COUGARS.

You may export a legally taken cougar or its parts if you have a valid license, and the cougar is properly tagged with a permanent possession tag.

You may not ship a bear or cougar pelt from Utah—or cause one to be shipped—without first obtaining a shipping permit issued by an authorized Division representative.

Disposal of wildlife

Donating

Utah Code § 23A-1-205 and Utah Admin. Rule R657-33-20

New: In 2024, the Utah Legislature made several changes to the rules about donating protected wildlife parts. You may donate, or

Plan on sharing the backcountry

As much as you'd like to have Utah's wild places to yourself, you share them with campers, hikers, photographers and other hunters. Some of those hunters are after black bear or cougars—just like you—while others are pursuing deer, elk, forest grouse and other species.

Everyone shares the landscape, so please be patient and considerate when encountering others on public land.

Ways to report poachers

Utah Admin. Rule R657-51

If you witness an in-progress wildlife violation—or you're aware of a previously committed wildlife crime—you have several ways to contact our conservation officers. These options make it easy to report wildlife crimes, and you can do so anonymously, if needed.

See page 24 or visit wildlife.utah.gov/utip to learn more about your four contact options.

We encourage you to report any poaching activities immediately and truly appreciate your help in protecting Utah's wildlife.

give, an animal or its parts to another person, as long as proper documentation of the donation is kept with the protected wildlife parts.

Documentation of donation must include:

- The number and species of the wildlife or parts donated
- The date of donation
- The license or permit number of the donor
- An image or picture of the wildlife or wildlife parts donated

Important: A green pelt of any bear or cougar donated to another person must have a permanent possession tag affixed. Along with the pelt, the recipient must also retain the written statement of donation.

Processing and taxidermy of protected wildlife

Utah Code § 23A-4-709 and Utah Admin. Rule R657-5-17

New this year: A butcher or owner/employee of a locker or storage plant may not receive the carcass of protected wildlife unless the animal is properly tagged or there is a valid donation slip. Taxidermists must keep records of all received protected wildlife parts—including the date of receipt and documentation of the associated hunting license or permit—for at least three years.

Purchasing or selling

Utah Code § 23A-5-309 and Utah Admin. Rule R657-33-21

You may purchase or sell legally obtained, tanned bear hides.

You may not purchase, sell, offer for sale or barter a green pelt, gall bladder, tooth, claw, paw or skull of any bear.

New this year: The Utah Wildlife Board has approved the sale of green cougar pelts, and the sale of cougar claws if they are still attached to the hide. Also, cougar claws may be sold if they are still attached to a whole pelt.

Wasting wildlife

Utah Code § 23A-5-314 and Utah Admin. Rule R657-33-22

You may not waste—or permit to be wasted—any protected wildlife or its parts.

Note: The skinned carcass of a bear or cougar may be left in the field and does not constitute a waste of wildlife. However, the Division recommends that hunters remove the carcass from the field.

Trespassing

Utah Code §§ 23A-5-317, 23A-5-317 and 23A-5-310

While taking wildlife or engaging in wildlife-related activities, you may not—without documented permission—enter or remain on privately owned land that is:

- Cultivated
- Properly posted
- Fenced or enclosed in a manner designed to exclude intruders

In addition, you may not:

- Enter or remain on private land when directed not to do so by the owner or a person acting for the owner.
- Obstruct any entrance or exit to private property.

“Cultivated land” is land that is readily identifiable as land whose soil is loosened or broken up for the raising of crops, land used for the raising of crops, or a pasture that is artificially irrigated.

“Permission” means documented authorization from the owner or person in charge to enter upon private land that is cultivated or properly posted. Permission must include all of the following details:

- The signature of the owner or person in charge
- The name of the person being given permission
- The appropriate dates
- A general description of the land

“Properly posted” means that signs prohibiting trespass—or bright yellow, bright orange or fluorescent paint—are clearly displayed at all corners, on fishing streams crossing property lines, and on roads, gates and rights-of-way entering the land. Or, they are displayed in a manner that is visible to a person in the area.

You may not post private property you do not own or legally control or land that is open to the public as provided by *Utah Code* § 23A-6-402. In addition, it is unlawful to take protected wildlife or its parts while trespassing in violation of *Utah Code* § 23A-5-317.

You are guilty of a class B misdemeanor if you violate any provision described in this section. Your license, tag or permit privileges may also be suspended.

Changes to trail camera regulations and night-vision device rules

Utah Admin. Rule R657-5-7 and Utah Code § 23A-5-307

Since 2022, there have been several Utah Wildlife Board and legislative updates regarding the use of trail cameras and night-vision devices.

What are the trail camera regulations in Utah?

- All trail cameras are prohibited on public land from July 31 to Dec. 31 (with exceptions for approved research and monitoring).
- A trail camera using internal data storage—and not capable of transmitting live data—is permitted for use on private land for the purposes of legal hunting.
- The sale or purchase of footage or data from any trail camera (or non-handheld device) that could be used to take, attempt to take, or aid in the take or attempted take of big game, cougars or bears is prohibited. That includes images or video, location information, time and date of the footage, and any other data that could aid in the harvest or attempted take of big game, cougars or bears.

Night-vision devices

- New rule language: It is unlawful to possess any type of night-vision device while locating, taking or attempting to locate big game from July 31 to Dec. 31.

For more information

See definitions for night-vision devices and trail cameras on page 54 and 55 of this guidebook.

Learn more about these and other prohibited hunting methods on pages 28-29, and visit wildlife.utah.gov/trailcams for more details about these rules.

HUNTING AND PURSUING BEAR

In addition to the general field regulations, there are some rules and regulations that apply to hunting and pursuing bears in Utah.

Proof of orientation course completion

Utah Admin. Rule R657-33-3

If you obtain any type of black bear permit, you are required to take the orientation course before you pursue or hunt bear. Successful completion of the current-year bear orientation course is required each year you obtain a permit, and you must have the orientation course certificate in your possession—either a printed copy or downloaded to your Utah Hunting and Fishing app—while hunting or pursuing a black bear.

The orientation course is available online at wildlife.utah.gov/bear.

Hunting hours

Utah Code § 23A-5-309 and Utah Admin. Rule R657-33-5

During the spring, summer and fall hunting seasons, you may hunt or harvest a bear from 30 minutes before official sunrise until 30 minutes after official sunset. Those are also the hours you may pursue a bear during the spring and fall pursuit seasons.

During the summer pursuit season, you can pursue bears from 5 a.m. until 30 minutes after official sunset. For season dates, see the hunt tables that begin on page 42.

Hunting methods

Utah Code § 23A-5-309 and Utah Admin. Rules R657-33-2, R657-33-12 and R657-33-13

Before heading into the field, check both your permit and this guidebook to verify which hunting methods are allowed for your hunt. Here's a brief summary of the three main hunting methods used in Utah bear hunting:

Spot-and-stalk method

The spot-and-stalk hunting method involves finding a bear without the use of bait or dogs. After you locate a bear, you track it and try to move in closer for a good shot.

You can choose to use the spot-and-stalk method during any hunting season, and there are some limited-entry hunts that only allow the spot-and-stalk method. Those hunts are listed in the hunt table on page 46.

Using dogs

Some of Utah's bear hunts allow the use of dogs to locate, track and tree a bear. There are detailed rules about when, where and how you may use dogs. Those rules are available on page 35.

To learn which hunts allow the use of dogs, see the hunt tables that begin on page 42.

Using bait

Some of Utah's bear hunts allow the use of bait to lure bears to a specific area. You must obtain a bait station certificate of registration by applying at a Division office or online at wildlife.utah.gov/bear. There are detailed rules about what types of bait are allowed and when, where and how you may use bait. Those rules are available on page 37.

Remember: No early baiting is allowed.

Important: The only season that allows bait is the summer limited-entry season. To learn which hunts allow the use of bait, see the hunt tables that begin on page 43.

Prohibited weapons

Utah Code §§ 23A-5-309 and 23A-5-307 and Utah Admin. Rule R657-5-7

You may only use firearms and archery tackle that are expressly permitted in this guidebook.

While hunting a bear, you may not use:

- A firearm that's capable of being fired fully automatic.
- Any light-enhancement device or aiming device that casts a visible beam of light.
- A firearm equipped with a computerized targeting system that marks a target, cal-

culates a firing solution and automatically discharges the firearm at a point calculated most likely to hit the acquired target.

- A projectile for which the path can be altered or electronically tracked after it is set in motion.

These restrictions do not apply to laser range-finding devices or illuminated sight pins for archery equipment.

Traps and trapping devices

Utah Code § 23A-5-309 and Utah Admin. Rule R657-33-7

You may not take a bear with a trap, snare or any other trapping device, except as authorized by the Division. Any bear accidentally caught in any trapping device must be released unharmed, and must not be pursued or taken.

You must obtain written authorization from a Division representative before you remove the carcass of a bear from any trapping device. The carcass remains the property of the state of Utah and must be surrendered to the Division.

Harvest and pursuit restrictions

Utah Code § 23A-5-309 and Utah Admin. Rules R657-33-25 and R657-33-26

Depending on the type of permit you obtain, various restrictions apply.

Harvest restrictions

If you obtain a valid permit to harvest a bear, you may take only one bear. It may not be a cub or a female accompanied by cubs.

You may only hunt in the season and area specified on your permit. Likewise, you may use only the weapon listed on your permit.

Reminder: There are limits on the number of dogs you may use during a bear hunt. See page 35 for details.

If you are the owner or handler of dogs being used to harvest a bear—and there is not an open pursuit season—you must either:

- Have a valid pursuit permit and be accompanied by a licensed hunter

—OR—

- Have a valid bear hunting permit (either limited entry or harvest objective) that allows the use of dogs.

Pursuit restrictions

A pursuit permit of any kind does **not** allow you to kill a bear.

During the summer pursuit season and restricted summer pursuit season, you may not use more than eight dogs at one time to pursue a black bear on any unit.

Reminder: You may only use a maximum of 16 dogs during the spring and fall pursuit and hunting seasons.

Pursuit restrictions differ, depending on type of permit you have.

General restrictions

Even with a pursuit permit (or a restricted pursuit permit), you may not perform any of the following actions:

- Pursue a cub or a female bear with cubs.
- Repeatedly pursue, chase, tree, corner or hold at bay the same bear during the same day.
- Possess a firearm or any device that could be used to kill a bear while pursuing bear, unless you are licensed to carry a concealed weapon.

Pursuit permits

If you have a valid pursuit permit, you may pursue bears in any unit that is not designated as restricted during all three pursuit seasons.

Reminder: Nonresidents with pursuit permits may not use them on any restricted pursuit units unless they are accompanying someone who possesses a valid restricted pursuit permit or hunting permit for that unit and season. Residents may use a pursuit permit on restricted pursuit units during the spring pursuit season.

You may purchase a pursuit permit at any time from Division offices, license agents and at wildlife.utah.gov.

An eligible hunter may obtain a bear pursuit permit and either a limited-entry or harvest-objective permit.

Restricted pursuit permits

If you have a valid restricted pursuit permit, you may pursue bears in the following areas and seasons:

- The restricted pursuit unit and season listed on your permit
- Any unit that is not designated as restricted during all three pursuit seasons

Reminder: There are spring restricted pursuit seasons for nonresidents on the Book Cliffs, La Sal and San Juan units. The spring pursuit seasons on those units are **not** restricted for resident pursuers.

In addition, if you do not have a restricted pursuit permit, you may **not** pursue bears in any of the restricted pursuit units during the summer pursuit seasons.

Individuals who combine packs of dogs to pursue a bear during either summer season on a restricted pursuit unit must comply with the eight-dog limit. They must also have at least one restricted pursuit permit in their possession.

On a restricted pursuit unit, the dog handler must remain close enough to the permit holder to maintain visual contact and verbal communication without the assistance of any electronic device. The only time a dog handler may separate from the pursuit-permit holder is to retrieve dogs that leave the pack. The dog owner must do all of the following:

- Take reasonable steps to keep the pack together before and during pursuit.
- Only separate from the permit holder to retrieve stray dogs (and not actively pursue a bear during the retrieval process).
- Immediately release any bear that is incidentally treed or held at bay by the stray dogs.

See the table on page 47 for detailed information about restricted pursuit units and season dates.

You may apply for a restricted pursuit permit in the state's black bear drawing, beginning Feb. 4, 2025. See page 12 for more information on how to apply for a permit.

An eligible hunter may obtain a bear restricted pursuit permit and either a bear limited-entry permit or a bear harvest-objective permit.

Guides and outfitters

If you are a Utah-licensed guide or outfitter—and you charge a customer more than \$100 for a bear hunting or pursuit trip—you do not have to purchase a separate bear pursuit permit to guide that customer in the field.

Use of dogs to hunt or pursue bear

Utah Code § 23A-5-309 and Utah Admin. Rule R657-33-12

You may use dogs to harvest or pursue bear only during the authorized hunts listed in this guidebook. To learn which hunts allow the use of dogs, see the hunt tables that begin on page 42.

Dog handlers may not use a bait station to lure bears, and they may not start pursuing a bear from a bait station.

Maximum number of dogs

Reminder: You may **not** use more than 16 dogs in a single pursuit while pursuing or hunting a black bear on any unit during the spring or fall seasons.

During the summer pursuit season or the summer restricted pursuit season, you may not use more than eight dogs in a single pursuit while pursuing or hunting a black bear on any unit.

Important: The maximum number of dogs allowed in a single pursuit is cumulative across all members of a hunting party, even if multiple members of the hunting party possess authorization to use dogs to pursue bears. For example, if you have a pursuit permit and 10 dogs, and your friend has a pursuit permit and 12 dogs, you cannot use all 22 dogs to jointly pursue a single bear during the spring or fall. At most, during those seasons, you may use 16 dogs during a single pursuit.

Reminder: You may **not** do any of the following while using dogs to pursue or hunt a bear:

- Release into the field more than the maximum number of dogs allowed in a single pursuit.
- Pursue a bear with more than the maximum number of dogs allowed in a single pursuit, regardless of whether you own or control the dogs.
- Harvest a bear that was pursued using more than the allowable maximum number of dogs.

Other land-management agencies may have additional dog-use restrictions. Please check with them before pursuing a bear on their property.

Other requirements

If you are the owner or handler of the dogs, you must have a valid bear permit in your possession while you are harvesting or pursuing bear. However, there are some exceptions to this rule for guides and outfitters licensed in the state of Utah.

If you are already a Utah-licensed guide or outfitter, see *Pursuit restrictions* on page 34.

When dogs are used to pursue a bear, the licensed hunter who intends to take the bear must be present when the dogs are released. Then, the licensed hunter must continuously participate in the hunt until it ends.

Retrieving stray dogs

The only time a dog handler may separate from the pursuit-permit holder is to retrieve dogs that leave the pack. The dog handler must do all of the following:

- Take reasonable steps to keep the pack together before and during pursuit.
- Only separate from the permit holder to retrieve stray dogs (and not actively pursue a bear during the retrieval process).
- Immediately release any bear that is incidentally treed or held at bay by the stray dogs.

Keep in mind that any dogs that separate from the pack will continue to count toward the maximum number of dogs allowed in pursuit. If you are retrieving stray dogs, you must still possess the documentation that initially allowed you to use dogs to pursue a bear.

Carrying required documentation

When dogs are used to pursue a bear during a restricted pursuit season, the dog handler must either:

- Have a valid pursuit permit and be accompanied by an individual with a valid restricted pursuit permit for the unit where pursuit is occurring
- OR—
- Have a valid restricted pursuit permit for the unit where pursuit is occurring.

When dogs are used to harvest a bear—and there is not an open pursuit season—the dog handler must either:

- Have either a valid pursuit permit and be accompanied by a hunter with a valid bear hunting permit (either limited entry or harvest objective) that allows the use of dogs
- OR—
- Have a valid bear hunting permit (either limited entry or harvest objective) that allows the use of dogs.

Bear baiting

Utah Code § 23A-5-309 and Utah Admin. Rule R657-33-13

You can only bait a bear if you have obtained a limited-entry permit for a hunt that allows the use of bait. You must also have a certificate of registration for baiting. For more information about how to register for and obtain this permit, visit wildlife.utah.gov/bear.

Reminder: You may **not** use bait if you have a bear harvest-objective permit.

Any person who tends a bait station must also be listed on the certificate of registration.

If you are listed on a bait-station certificate, please review the following sections for essential information about using bait and moving a bait station.

Important: Hunters with valid bait permits may hunt over another hunter's bait site, with written permission from the COR holder. The proof of written permission must be in the hunter's possession while hunting over the bait station.

Using bait

Utah Code § 23A-5-309 and Utah Admin. Rule R657-33-14

You may establish or use no more than two bait stations at one time during the season listed on your permit (must be a season that allows baiting).

If a bait station lures a bear, you may not use dogs to take the bear. With a limited-entry bear permit for a season and hunt unit that allow baiting, you may use any legal weapon, as specified on your permit.

Bait may not be contained in—nor can it include—any glass, porcelain, plastic, cardboard or paper. The bait station must be marked with a sign provided by the Division and posted within 10 feet of the bait.

New: A metal container may be used to hold bait. The maximum size of the container cannot exceed 55 gallons and may not be used in areas designated as wilderness by federal land-management agencies.

A dog handler may not intentionally run dogs off of a bait station while pursuing bear.

All materials used as bait must be removed within 72 hours after the season ends (including any midseason breaks) or within 72 hours after the hunter harvests a bear.

You may use nongame fish as bait, except fish listed as prohibited in *Utah Admin. Rule R657-13*. You may not use any other species of protected wildlife as bait.

You may use domestic livestock or its parts—including processed meat scraps—as bait, as long as you have a certificate of brand inspection, bill of sale or other proof of ownership or legal possession.

The use of chocolate or cocoa powder products as bait is prohibited.

You may not place bait in either of the following areas:

- Within 100 yards of water, a public road or a designated trail.
- Within a half-mile of any permanent dwelling or campground.

Reminder: Early baiting is prohibited.

Using bait on U.S. Forest Service lands (new)

On USFS lands, hunters' bait containers must be marked with their DWR bait station certificate of registration number **and** the bait station identification sign.

The half-mile bait restriction area applicable to campgrounds has been expanded to include **all developed recreation sites** (i.e., campgrounds, organizational camps, formal trailheads, visitor centers, picnic areas, interpretive sites, designated parking lots/snow parks, resorts and ski areas).

Registering to use bait

Utah Code § 23A-5-309

You'll need to follow a couple of important steps, depending on where you want to use bait.

Baiting on U.S. Forest Service lands

If you are interested in using bait on lands administered by the U.S. Forest Service, you do not need permission from the USFS before applying for a certificate of registration from the Division.

Baiting on BLM lands

If you are interested in baiting on lands administered by the Bureau of Land Management, you must verify with the BLM that an area is open to baiting before you apply for a bear limited-entry permit for a season that allows the use of bait.

Here's what you need to do to check with the BLM:

1. Learn whether certain lands are open by contacting the district offices.
2. Have the district supervisor verify your

proposed baiting locations and any applicable travel restrictions.

3. After you receive verification from the district supervisor, you may apply for a certificate of registration from the Division.

If you bait a bear illegally on federal lands, you can be prosecuted under federal law.

Areas generally closed to baiting stations can include:

- Designated wilderness areas
- Heavily used drainages or recreation areas
- Critical watersheds

Baiting on private lands

If you are interested in baiting on private lands, you must obtain written permission from the appropriate landowner. Then, you may apply for a certificate of registration from the Division.

Obtaining a certificate of registration

The Division issues certificates of registration only to hunters who have bear limited-entry permits for hunts that allow the use of bait.

You can obtain the certificate of registration by visiting the Division office in the region where you plan to set up your bait station or online at wildlife.utah.gov/bear. Certificates of registration will be available starting April 1, 2025.

To obtain a certificate of registration for baiting, you must provide the following information to the Division:

- The type of bait you will use.
- The exact location of the bait station (GPS coordinates preferred).
- Written permission from the appropriate landowner if you want to bait and hunt on private land.

If you apply for a certificate of registration, there is a \$10 nonrefundable application fee.

Bait sites must comply with all rules and regulations stated in this guidebook and in code; however, the Division will not review specific locations and approve them before a certificate of registration is issued.

Moving a bait station

If you want to move a bait station, you must first remove all materials used as bait from the original station. Then, you must apply for a new certificate of registration. The Division will not issue a certificate of registration for your new station until you clean up your old station.

Possession and transportation

Bear tagging requirements

Utah Code §§ 23A-5-309 and 23A-4-709 and Utah Admin. Rule R657-33-15

Before you move the bear's carcass or leave the site of the kill, you must tag the carcass with a temporary possession tag. The tag is only valid for 48 hours after the date of kill and must remain attached to the pelt or unskinned carcass until the permanent possession tag is attached (see page 29).

To tag a carcass with a temporary possession tag, you should perform the following steps:

- Completely detach the tag from the permit.
- Completely remove the notches that correspond with the date the animal was taken and the sex of the animal.
- Attach the tag to the carcass so that the tag remains securely fastened and visible.

Note: You may not remove more than one notch indicating date or sex, nor tag more than one carcass using the same tag.

You may not hunt or pursue a bear after any of the notches have been removed from the tag or after the tag has been detached from the permit.

You may not possess a bear pelt or unskinned carcass without a valid permanent possession tag affixed to the pelt or unskinned carcass. This provision does not apply to a person in possession of a properly tagged carcass or pelt within 48 hours after the kill, provided the person was issued and is in possession of a valid permit.

Livestock and commercial crop depredation

Utah Admin. Rule R657-33-23

There are bear-removal options for livestock owners and commercial crop growers who have chronic problems with depredating bears. To learn more about these options, see *Utah Admin Rule R657-33-23* or call the nearest Division office.


Hunters who are interested in taking depredating bears may contact the Division, and the agency will call them as needed.

Extended and preseason hunts

Utah Admin. Rule R657-33-25

The Division may authorize an extended or preseason hunt on selected limited-entry hunting units to control depredation or nuisance problems.

The Division director could choose to authorize any preseason or extended season hunts for problem areas, and those hunts would be carried out by hunters who drew limited-entry permits for those areas.

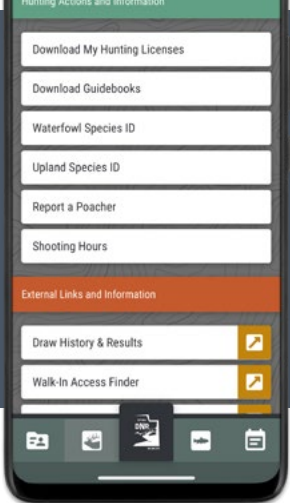


UTAH DIVISION OF WILDLIFE RESOURCES

Hunting & Fishing App

NEW! Keep regulations and season dates at your fingertips with the new **Download Guidebooks** feature.

Learn more and download for **FREE** at **WILDLIFE.UTAH.GOV/MOBILEAPP**



HUNTING AND PURSUING COUGAR

In addition to the general field regulations, there are some rules and regulations that apply to hunting and pursuing cougars in Utah.

Hunting hours and methods

Hunting hours

Utah Admin. Rule R657-10-4

You are permitted to pursue or take cougar anytime between 30 minutes before official sunrise until 30 minutes after official sunset.

Traps and trapping devices

Utah Admin. Rule R657-10-8 and R657-11

You may take cougar with a trap, snare or other trapping device if you comply with all the regulations set forth in *Utah Admin. Rule R657-11* (taking furbearers and trapping), which is summarized in the current *Utah Furbearer Guidebook*.

Taking cougar

Utah Admin. Rule R657-10-22

You must have a valid Utah hunting or combination license to take cougar.

Whether you are harvesting or pursuing cougar, you may not:

- Pursue or take a female cougar with a kitten.
- Pursue or take kittens. See page 54 for the definition of a kitten.
- Repeatedly pursue, chase, tree, corner or hold at bay, the same cougar during the same day after the cougar has been released.
- Use dogs to harvest a cougar that's wearing a GPS tracking collar in an active study unit. (See the information box on page 41 for details.)

Remember: If you are a Utah-licensed guide or outfitter, you may not need to purchase a hunting or combination license if you are not taking a cougar. For details, see page 21.

Use of dogs to hunt or pursue cougars

Utah Admin. Rule R657-10-11

You may use dogs to take or pursue cougar only during the open hours listed in this guidebook.

If you are the owner or handler of the dogs, you must have a valid hunting or combination license in your possession while you are taking or pursuing cougars.

When dogs are used to pursue a cougar, the licensed hunter who intends to take the cougar must be present when the dogs are released. Then, the licensed hunter must continuously participate in the hunt until it ends.

When dogs are used to take a cougar, the owner or handler of the dogs must either:

- Have a valid hunting or combination license; or
- Be a guide or outfitter receiving more than \$100 in compensation

Livestock depredation

Utah Admin. Rule R657-10-21

If a cougar is harassing, chasing, disturbing, harming, attacking or killing livestock, or has committed such an act within the past 96 hours, livestock owners have the following options:

- In depredation cases, the livestock owner, an immediate family member or an employee of the owner on a regular payroll (not someone hired specifically to take cougar), may kill the cougar.
- A landowner or livestock owner may notify the Division of the depredation or any human health and safety concerns. The Division can then authorize a local hunter to take the offending cougar or notify a Utah Department of Agriculture and Food specialist.

- The livestock owner may notify a UDAF specialist of the depredation, and the specialist may then take the depredating cougar.

A depredating cougar may be taken at any time by a U.S. Department of Agriculture-Wildlife Services specialist. This individual must be supervised by the USDA-Wildlife Services program and be performing their assigned duties in accordance with procedures approved by the Division.

A depredating cougar may be taken with any weapon authorized for taking cougar. Use of snares or traps must follow rules set forth in the current *Utah Furbearer Guidebook*.

The cougar carcass must then be reported to a Division office or employee within 96 hours.

In some cases, permits may be issued to a landowner experiencing chronic depredation problems. Please contact your DWR regional office for more information.

Division-owned management areas

Utah Admin. Rule R657-10-23

Most Division-owned wildlife management areas are closed during the winter months to protect big game animals. Contact the nearest Division office to see if any WMAs are open near you.

You may not use motor vehicles on WMAs closed to motor vehicle use without first obtaining written authorization from the appropriate Division regional office.

The Division may, at its sole discretion, authorize limited motor vehicle access to its WMAs under the following circumstances:

- Motor vehicle access is necessary to effectively hunt, pursue or trap cougars by legal means.
- Motor vehicle access will not interfere with wildlife or wildlife habitat.

Participating in surveys

Utah Admin. Rule R657-10-21

If the Division contacts you about your cougar hunting experience, please participate in the survey regardless of your success. Your participation helps the Division evaluate population trends, assess harvest success and collect other valuable information.

Restrictions on harvesting collared cougars

The Division has placed GPS tracking collars on cougars in various areas across the state. The Division is monitoring these animals in a handful of ongoing studies, and it is an expensive and time consuming process to capture and collar replacement animals. Please avoid harvesting collared cougars whenever possible.

Collared cougar restrictions

All year round, there is a dog no-harvest restriction on collared cougars that applies only to collared cougars in an active research study area. It is prohibited to use dogs to take collared cougars in the following units in 2025: Nebo (excluding West Face); Nebo-West Face; Oquirrh-Stansbury, East; Wasatch Mtns, Cascade; Wasatch Mtns, West-Strawberry; and Wasatch Mtns, Timpanogos.

This restriction only applies to hunters using dogs. Spot-and-stalk hunters are not subject to the no-harvest restriction for collared cougars.

There are exceptions for cougars that are preying on livestock.

If you inadvertently harvest a collared animal, please remove the collar **without cutting it** and contact your local Division office for information on how to proceed.

BLACK BEAR HUNT TABLES

The Division does not guarantee access to any private or public land. Hunt unit boundaries may include private property or other excluded areas. Hunters must research land accessibility before hunting.

Spring limited-entry hunts

Permit fee: Resident \$93, Nonresident \$389.

Use the hunt number to apply. Bonus point code: **BER**

Any legal weapon, no bait allowed

| Unit name | Hunt # | Res. | Nonres. | Season dates |
|------------------------------------|--------|------|---------|-----------------|
| Beaver | BR7000 | 9 | 1 | March 29–May 26 |
| Book Cliffs, Bitter Creek/South | BR7001 | 49 | 5 | March 29–May 26 |
| Book Cliffs, Little Creek Roadless | BR7224 | 14 | 1 | March 29–May 26 |
| Boulder/Kaiparowits | BR7012 | 20 | 2 | March 29–May 26 |
| Cache/Ogden | BR7017 | 2 | 0 | March 29–May 26 |
| Diamond Mtn/Vernal/Bonanza | BR7015 | 7 | 0 | March 29–May 26 |
| Fillmore, Pahvant | BR7007 | 1 | 0 | March 29–May 26 |
| Fishlake/Thousand Lakes | BR7013 | 7 | 0 | March 29–May 26 |
| Kamas/North Slope, Summit | BR7018 | 5 | 0 | March 29–May 26 |
| La Sal | BR7008 | 40 | 3 | March 29–May 26 |
| Manti North | BR7003 | 17 | 2 | March 29–May 26 |
| Manti South/San Rafael North | BR7004 | 18 | 2 | March 29–May 26 |
| Monroe | BR7020 | 1 | 0 | March 29–May 26 |
| Mt Dutton | BR7009 | 4 | 0 | March 29–May 26 |
| Nebo | BR7005 | 7 | 0 | March 29–May 26 |
| Panguitch Lake/Zion | BR7010 | 9 | 0 | March 29–May 26 |
| Paunsaugunt | BR7011 | 4 | 0 | March 29–May 26 |
| San Juan | BR7014 | 35 | 3 | March 29–May 26 |
| Wasatch Mtns, West-Central | BR7016 | 36 | 4 | March 29–May 26 |

BLACK BEAR HUNT TABLES

The Division does not guarantee access to any private or public land. Hunt unit boundaries may include private property or other excluded areas. Hunters must research land accessibility before hunting.

Summer limited-entry hunts

Permit fee: Resident \$93, Nonresident \$389.

Use the hunt number to apply. Bonus point code: **BER**

Reminder: Baiting is allowed where permitted, and a bait station COR is required in advance to place bait (see pages 36-38).

Reminder: Early baiting is prohibited.

Note: The first day of the summer season overlaps the last day of the spring limited-entry season, which allows the use of dogs.

Any legal weapon, no dogs allowed

| Unit name | Hunt # | Res. | Nonres. | Season dates |
|---|--------|------|---------|----------------|
| Beaver | BR7100 | 9 | 1 | May 26–June 29 |
| Book Cliffs, Bitter Creek/South | BR7101 | 14 | 1 | May 26–June 29 |
| Book Cliffs, Little Creek Roadless | BR7102 | 5 | 0 | May 26–June 29 |
| Boulder/Kaiparowits | BR7114 | 13 | 1 | May 26–June 29 |
| Cache/Ogden | BR7121 | 4 | 0 | May 26–June 29 |
| Chalk Creek/East Canyon/ Morgan–South Rich | BR7122 | 7 | 0 | May 26–June 29 |
| Diamond Mtn/Vernal/Bonanza | BR7117 | 5 | 0 | May 26–June 29 |
| Fillmore, Pahvant | BR7124 | 2 | 0 | May 26–June 29 |
| Fishlake/Thousand Lakes | BR7115 | 7 | 0 | May 26–June 29 |
| Kamas/North Slope, Summit | BR7123 | 6 | 0 | May 26–June 29 |
| La Sal | BR7108 | 25 | 2 | May 26–June 29 |
| Manti North | BR7104 | 17 | 1 | May 26–June 29 |
| Manti South/San Rafael North | BR7105 | 18 | 2 | May 26–June 29 |
| Monroe | BR7125 | 1 | 0 | May 26–June 29 |
| Mt Dutton | BR7109 | 3 | 0 | May 26–June 29 |
| Nebo | BR7106 | 8 | 0 | May 26–June 29 |
| Nine Mile | BR7110 | 18 | 2 | May 26–June 29 |
| North Slope, Three Corners/West Daggett | BR7111 | 1 | 0 | May 26–June 29 |
| Panguitch Lake/Zion | BR7112 | 5 | 0 | May 26–June 29 |

BLACK BEAR HUNT TABLES

The Division does not guarantee access to any private or public land. Hunt unit boundaries may include private property or other excluded areas. Hunters must research land accessibility before hunting.

Summer limited-entry hunts (continued)

Any legal weapon, no dogs allowed

| Unit name | Hunt # | Res. | Nonres. | Season dates |
|--|--------|------|---------|----------------|
| Paunsaugunt | BR7113 | 3 | 0 | May 26–June 29 |
| San Juan | BR7116 | 22 | 2 | May 26–June 29 |
| Wasatch Mtns, Avintaquin/Currant Creek | BR7119 | 5 | 0 | May 26–June 29 |
| Wasatch Mtns, West-Central | BR7120 | 22 | 1 | May 26–June 29 |
| Yellowstone | BR7118 | 5 | 0 | May 26–June 29 |

Fall limited-entry hunts

Permit fee: Resident \$93, Nonresident \$389.

Use the hunt number to apply. Bonus point code: **BER**

Any legal weapon, no bait allowed

| Unit name | Hunt # | Res. | Nonres. | Season dates |
|---------------------------------|--------|------|---------|---------------------------------|
| Beaver | BR7200 | 9 | 1 | Aug. 1–Aug. 31 Nov. 3–Nov. 9 |
| Book Cliffs, Bitter Creek/South | BR7201 | 18 | 2 | Aug. 2–Aug. 15 Oct. 3–Nov. 9 |
| Boulder/Kaiparowits | BR7215 | 9 | 1 | Aug. 1–Aug. 31 Nov. 3–Nov. 9 |
| Cache/Ogden | BR7228 | 1 | 0 | Aug. 1–Aug. 31 Nov. 3–Nov. 9 |
| Diamond Mtn/Vernal/Bonanza | BR7218 | 7 | 0 | Aug. 1–Aug. 31 Nov. 3–Nov. 9 |
| Fillmore, Pahvant | BR7207 | 1 | 0 | Aug. 1–Aug. 31 Nov. 3–Nov. 9 |
| Fishlake/Thousand Lakes | BR7216 | 5 | 0 | Aug. 1–Aug. 31 Nov. 3–Nov. 9 |
| Kamas/North Slope, Summit | BR7229 | 4 | 0 | Aug. 1–Aug. 31 Nov. 3–Nov. 9 |
| La Sal | BR7208 | 6 | 0 | Aug. 1–Aug. 31 Nov. 3–Nov. 9 |

BLACK BEAR
HUNT TABLES

The Division does not guarantee access to any private or public land. Hunt unit boundaries may include private property or other excluded areas. Hunters must research land accessibility before hunting.

Fall limited-entry hunts (continued)

Any legal weapon, no bait allowed

| Unit name | Hunt # | Res. | Nonres. | Season dates |
|---|--------|------|---------|---------------------------------|
| Manti North | BR7203 | 10 | 1 | Aug. 1–Aug. 31 Nov. 3–Nov. 9 |
| Manti South/San Rafael North | BR7204 | 18 | 2 | Aug. 1–Aug. 31 Nov. 3–Nov. 9 |
| Monroe (new) | BR7237 | 1 | 0 | Aug. 1–Aug. 31 Nov. 3–Nov. 9 |
| Mt Dutton | BR7210 | 3 | 0 | Aug. 1–Aug. 31 Nov. 3–Nov. 9 |
| Nebo | BR7205 | 5 | 0 | Aug. 1–Aug. 31 Nov. 3–Nov. 9 |
| Nine Mile | BR7211 | 26 | 3 | Aug. 1–Aug. 31 Nov. 3–Nov. 9 |
| North Slope, Three Corners/ West Daggett | BR7212 | 2 | 0 | Aug. 1–Aug. 31 Nov. 3–Nov. 9 |
| Panguitch Lake/Zion | BR7213 | 9 | 0 | Aug. 1–Aug. 31 Nov. 3–Nov. 9 |
| Paunsaugunt | BR7214 | 4 | 0 | Aug. 1–Aug. 31 Nov. 3–Nov. 9 |
| San Juan | BR7217 | 6 | 0 | Aug. 1–Aug. 31 Nov. 3–Nov. 9 |
| Wasatch Mtns, Avintaquin/ Currant Creek | BR7220 | 9 | 0 | Aug. 1–Aug. 31 Nov. 3–Nov. 9 |
| Wasatch Mtns, West-Central | BR7221 | 18 | 2 | Aug. 1–Aug. 31 Nov. 3–Nov. 9 |
| Yellowstone | BR7219 | 4 | 0 | Aug. 1–Aug. 31 Nov. 3–Nov. 9 |

BLACK BEAR HUNT TABLES

The Division does not guarantee access to any private or public land. Hunt unit boundaries may include private property or other excluded areas. Hunters must research land accessibility before hunting.

Limited-entry spot-and-stalk hunts

Permit fee: Resident \$93, Nonresident \$389.

Use the hunt number to apply. Bonus point code: **BER**

| Unit name | Hunt # | Res. | Nonres. | Season dates |
|------------------------------------|--------|------|---------|----------------|
| Book Cliffs, Little Creek Roadless | BR7225 | 5 | 0 | Sept. 1–Nov. 9 |

Multiseason limited-entry hunts

Permit fee: Resident \$183, Nonresident \$566. Bonus point code: **BER**. Use the hunt number to apply.

Note: For each of the limited-entry seasons listed on your multiseason permit, you must use the appropriate hunting method. See pages 42–45 for limited-entry hunt details and pages 48–49 for harvest-objective hunt details. See hunting method restrictions for each unit.

New this year: The Wildlife Board approved allowing anyone who draws a multiseason bear permit to hunt any open harvest-objective seasons on the unit they draw, in addition to the limited-entry seasons (see the hunt tables that begin on page 48 for details).

Any legal weapon

| Unit name | Hunt # | Res. | Nonres. | Season dates |
|---|--------|------|---------|------------------|
| Beaver | BR7318 | 1 | 0 | All open seasons |
| Book Cliffs, Bitter Creek/South | BR7300 | 9 | 1 | All open seasons |
| Book Cliffs, Little Creek Roadless | BR7301 | 5 | 0 | All open seasons |
| Boulder/Kaiparowits | BR7310 | 10 | 1 | All open seasons |
| Cache/Ogden | BR7320 | 3 | 0 | All open seasons |
| Chalk Creek/East Canyon/ Morgan-South Rich (new) | BR7325 | 1 | 0 | All open seasons |
| Diamond Mtn/Vernal/Bonanza | BR7313 | 5 | 0 | All open seasons |
| Fishlake/Thousand Lakes | BR7311 | 3 | 0 | All open seasons |
| Kamas/North Slope, Summit | BR7321 | 5 | 0 | All open seasons |
| La Sal | BR7307 | 13 | 1 | All open seasons |
| Manti North | BR7303 | 13 | 1 | All open seasons |
| Manti South/San Rafael North | BR7304 | 18 | 2 | All open seasons |
| Mt Dutton | BR7322 | 1 | 0 | All open seasons |
| Nebo | BR7305 | 5 | 0 | All open seasons |

BLACK BEAR HUNT TABLES

The Division does not guarantee access to any private or public land. Hunt unit boundaries may include private property or other excluded areas. Hunters must research land accessibility before hunting.

Multiseason limited-entry hunts (continued)

Any legal weapon

| Unit name | Hunt # | Res. | Nonres. | Season dates |
|---|--------|------|---------|------------------|
| Nine Mile | BR7317 | 9 | 1 | All open seasons |
| North Slope, Three Corners/ West Daggett | BR7308 | 1 | 0 | All open seasons |
| Panguitch Lake/Zion | BR7309 | 4 | 0 | All open seasons |
| Paunsaugunt | BR7323 | 1 | 0 | All open seasons |
| San Juan | BR7312 | 11 | 1 | All open seasons |
| Wasatch Mtns, Avintaquin/ Currant Creek | BR7315 | 3 | 0 | All open seasons |
| Wasatch Mtns, West-Central | BR7316 | 14 | 1 | All open seasons |
| Yellowstone | BR7314 | 3 | 0 | All open seasons |

Restricted pursuit limited-entry units

Permit fee: Resident \$45, Nonresident \$171. Bonus point code: **BPU**. Use the hunt number to apply.

Reminder: There are spring restricted pursuit seasons for nonresidents on the Book Cliffs, La Sal and San Juan units. The spring pursuit seasons on those units are **not** restricted for resident pursuers, which is why resident permits aren't listed in the spring season table below.

Spring season

| Unit name | Hunt # | Res. | Nonres. | Season dates |
|-------------|--------|-----------|---------|-----------------|
| Book Cliffs | BR1015 | See below | 2 | March 29–May 26 |
| La Sal | BR1017 | See below | 2 | March 29–May 26 |
| San Juan | BR1016 | See below | 2 | March 29–May 26 |

Important: The spring pursuit seasons on these units are not restricted for residents. If you're a resident, you do not need to apply for a pursuit permit in the drawing. To pursue bear during the spring pursuit season (March 29–May 26, 2025) on the Book Cliffs, La Sal or San Juan units, you can simply obtain a pursuit permit at wildlife.utah.gov, from a license agent or at any Division office.

BLACK BEAR
HUNT TABLES

The Division does not guarantee access to any private or public land. Hunt unit boundaries may include private property or other excluded areas. Hunters must research land accessibility before hunting.

Restricted pursuit limited-entry units (continued)

Early summer season

| Unit name | Hunt # | Res. | Nonres. | Season dates |
|-------------|--------|------|---------|----------------|
| Book Cliffs | BR1008 | 26 | 2 | July 5–July 16 |
| La Sal | BR1009 | 14 | 1 | July 5–July 16 |
| San Juan | BR1010 | 14 | 1 | July 5–July 16 |

Late summer season

| Unit name | Hunt # | Res. | Nonres. | Season dates |
|-------------|--------|------|---------|-----------------|
| Book Cliffs | BR1011 | 26 | 2 | July 19–July 31 |
| La Sal | BR1012 | 14 | 1 | July 19–July 31 |
| San Juan | BR1013 | 14 | 1 | July 19–July 31 |

Harvest-objective hunts

Permit fee: Resident \$93, Nonresident \$389.

See hunting method restrictions for each unit. Hunters should visit wildlife.utah.gov/bearharvest each day to verify that their hunt is still open.

Any legal weapon

| Unit name | Harvest quota | Season dates | Hunting method |
|---|---------------|-----------------------------------|-----------------|
| Beaver | 5 | Sept. 1–Oct. 26 | No bait/no dogs |
| Book Cliffs, Bitter Creek/South | 20 | Aug. 16–Oct. 2 | No bait/no dogs |
| Boulder/Kaiparowits | 22 | July 5–July 31 Sept. 1–Oct. 26 | No bait/no dogs |
| Cache/Ogden | 10 | July 5–July 31 Sept. 1–Oct. 26 | No bait/no dogs |
| Chalk Creek/East Canyon/Morgan-South Rich | 20 | March 29–May 26 | No bait |
| Chalk Creek/East Canyon/Morgan-South Rich | 20 | Aug. 1–Aug. 31 Nov 3–Nov. 9 | No bait |
| Chalk Creek/East Canyon/Morgan-South Rich | 20 | July 5–July 31 Sept. 1–Oct. 26 | No bait/no dogs |

BLACK BEAR
HUNT TABLES

The Division does not guarantee access to any private or public land. Hunt unit boundaries may include private property or other excluded areas. Hunters must research land accessibility before hunting.

Harvest-objective hunts (continued)

Permit fee: Resident \$93, Nonresident \$389.
See hunting method restrictions for each unit. Hunters should visit wildlife.utah.gov/bearharvest each day to verify that their hunt is still open.

Any legal weapon

| Unit name | Harvest quota | Season dates | Hunting method |
|---|---------------|-----------------------------------|-----------------|
| Diamond Mtn/Vernal/Bonanza | 9 | Sept. 1–Oct. 26 | No bait/no dogs |
| Fillmore, Pahvant | 1 | Sept. 1–Oct. 26 | No bait/no dogs |
| Fishlake/Thousand Lakes | 5 | Sept. 1–Oct. 26 | No bait/no dogs |
| Kamas/North Slope, Summit | 5 | July 5–July 31 Sept. 1–Oct. 26 | No bait/no dogs |
| La Sal | 12 | Sept. 1–Oct. 26 | No bait/no dogs |
| Manti North | 15 | July 5–July 31 Sept. 1–Oct. 26 | No bait/no dogs |
| Manti South/San Rafael North | 25 | Sept. 1–Oct. 26 | No bait/no dogs |
| Mt Dutton | 2 | Sept. 1–Oct. 26 | No bait/no dogs |
| Nebo | 10 | July 5–July 31 Sept. 1–Oct. 26 | No bait/no dogs |
| Nine Mile | 25 | March 29–May 26 | No bait |
| Nine Mile | 10 | Sept. 1–Oct. 26 | No bait/no dogs |
| North Slope, Three Corners/West Daggett | 5 | March 29–May 26 | No bait |
| North Slope, Three Corners/West Daggett | 3 | Sept. 1–Oct. 26 | No bait/no dogs |
| Panguitch Lake/Zion | 3 | Sept. 1–Oct. 26 | No bait/no dogs |
| San Juan | 12 | Sept. 1–Oct. 26 | No bait/no dogs |
| Wasatch Mtns, Avintaquin/Currant Creek | 15 | March 29–May 26 | No bait |
| Wasatch Mtns, Avintaquin/Currant Creek | 10 | Sept. 1–Oct. 26 | No bait/no dogs |
| Wasatch Mtns, West-Central | 20 | July 5–July 31 Sept. 1–Oct. 26 | No bait/no dogs |
| Yellowstone | 10 | March 29–May 26 | No bait |
| Yellowstone | 10 | Sept. 1–Oct. 26 | No bait/no dogs |

COUGAR MANAGEMENT UNITS

Cougar reference map

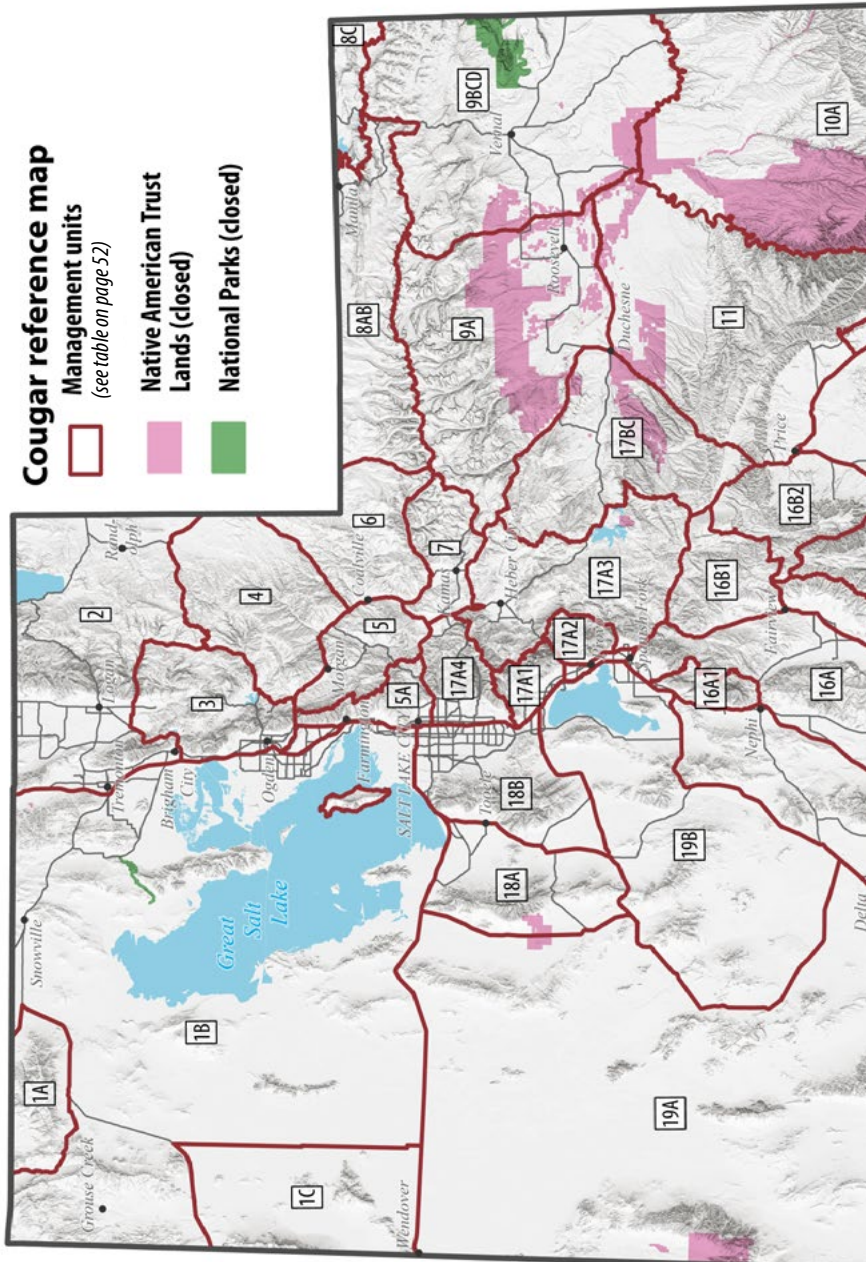
Management units
(see table on page 52)



Native American Trust
Lands (closed)

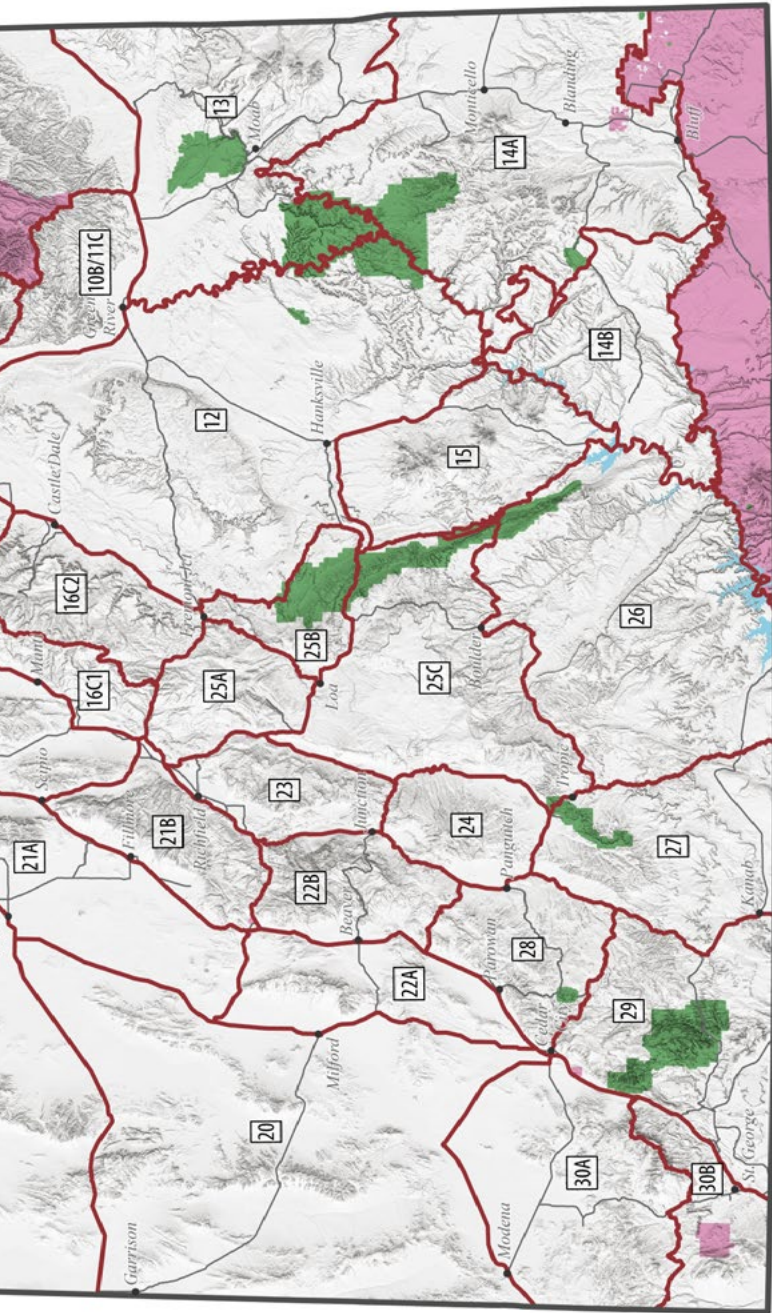


National Parks (closed)



The Division does not guarantee access to any private or public land. Hunt unit boundaries may include private property or other excluded areas. Hunters must research land accessibility before hunting.

Note: Please provide the cougar management unit number and name when you check in your harvested cougar. See the table on page 52.



This map is for general reference only. The Division does not guarantee access to any private or public land. Hunters must research land accessibility before purchasing a license.
*Refer to page 7 of this guidebook for units that do not allow dogs during seasonal closures. See page 41 of this guidebook for restrictions on using dogs to harvest GPS-collared cougars in active study areas.

COUGAR MANAGEMENT UNITS

The Division does not guarantee access to any private or public land. Hunt unit boundaries may include private property or other excluded areas. Hunters must research land accessibility before hunting.

Note: See the Cougar reference map on pages 50–51.

Reminder: Refer to page 7 of this guidebook for units that do not allow dogs during seasonal closures.

| Unit name | Unit # |
|--|---------|
| Beaver, East | 22B |
| Beaver, West | 22A |
| Book Cliffs, East | 10A |
| Book Cliffs, Rattlesnake Canyon/ Nine Mile, South | 10B/11C |
| Boulder ^o | 25C |
| Box Elder, Desert | 1B |
| Box Elder, Pilot Mtn | 1C |
| Box Elder, Raft River | 1A |
| Cache | 2 |
| Chalk Creek | 6 |
| Diamond Mtn/Vernal/Bonanza | 9BCD |
| East Canyon | 5 |
| East Canyon, Davis | 5A |
| Fillmore, Oak Creek | 21A |
| Fillmore, Pahvant | 21B |
| Fishlake | 25A |
| Henry Mtns | 15 |
| Kaiparowits | 26 |
| Kamas | 7 |
| La Sal | 13 |
| Manti Northeast | 16B2 |
| Manti Northwest | 16B1 |
| Manti Southeast | 16C2 |
| Manti Southwest | 16C1 |
| Monroe | 23 |
| Morgan-South Rich | 4 |
| Mt Dutton | 24 |

| Unit name | Unit # |
|--|--------|
| Nebo (excluding West Face) | 16A |
| Nebo-West Face | 16A1 |
| Nine Mile, North | 11 |
| North Slope, Summit/ West Daggett | 8AB |
| North Slope, Three Corners | 8C |
| Ogden | 3 |
| Oquirrh-Stansbury, East | 18B |
| Oquirrh-Stansbury, West | 18A |
| Panguitch Lake | 28 |
| Paunsaugunt | 27 |
| Pine Valley, North | 30A |
| Pine Valley, South | 30B |
| San Juan, Desert | 14B |
| San Juan, Mountains | 14A |
| San Rafael | 12 |
| Southwest Desert | 20 |
| Thousand Lakes | 25B |
| Wasatch Mtns, Avintaquin- Currant Creek | 17BC |
| Wasatch Mtns, Cascade | 17A2 |
| Wasatch Mtns, Salt Lake | 17A4 |
| Wasatch Mtns, Timpanogos | 17A1 |
| Wasatch Mtns, West-Strawberry | 17A3 |
| West Desert, Mountain Ranges | 19A |
| West Desert, Tintic-Vernon | 19B |
| Yellowstone | 9A |
| Zion | 29 |

DEFINITIONS

Utah Code §§ 23A-1-101 and 23A-8-201; and Utah Admin. Rules R657-10-2, R657-33-2, R657-33-12 and R657-33-26

The definitions in this section are listed in Utah's state laws and administrative rules (see the citations above). You can use these references—included throughout the guidebook—to look online for the complete text of the relevant laws and rules.

Accompany means that on a bear restricted pursuit unit, the dog handler must remain close enough to the permit holder to maintain visual contact and verbal communication without the assistance of any electronic device. The only time a dog handler may separate from the pursuit-permit holder is to retrieve dogs that leave the pack. The dog handler must do all of the following:

- Take reasonable steps to keep the pack together before and during pursuit
- Only separate from the permit holder to retrieve stray dogs (and not actively pursue a bear during the retrieval process)
- Make reasonable efforts to call dogs off of a bear that has been cornered or held at bay
- Immediately release any bear that is incidentally treed or held at bay by the stray dogs

Bait means any lure containing animal, mineral or plant materials.

Baiting means the placing, exposing, depositing, distributing or scattering of bait to lure, attract or entice bear on or over any area.

Bear means *Ursus americanus*, commonly known as black bear.

Canned hunt means that a bear or cougar is treed, cornered, held at bay or its ability to escape is otherwise restricted for the purpose of allowing a person who was not a member of the initial hunting party to arrive and take the bear or cougar.

Carcass means the dead body of an animal or its parts.

Certificate of registration means a document issued under the Wildlife Resources Code, or any rule or proclamation of the Wildlife Board granting authority to engage in activities not covered by a license, permit or tag.

Compensation means anything of economic value in excess of \$100 that is paid, loaned, granted, given, donated or transferred to a dog

handler for or in consideration of pursuing bear or cougar for any purpose.

Cougar means *Puma concolor*, commonly known as mountain lion, lion, puma, panther or catamount.

Cub means a bear less than one year of age.

Cultivated land means land that is readily identifiable as any of the following:

- Land whose soil is loosened or broken up for the raising of crops
- Land that is used for the raising of crops
- Pasturage that is artificially irrigated

Division means the Division of Wildlife Resources.

Dog handler means the person in the field that is responsible for transporting, releasing, tracking, controlling, managing, training, commanding and retrieving the dogs involved in the pursuit. The owner of the dogs is presumed the dog handler when the owner is in the field during pursuit.

Domicile means the place:

- where an individual has a fixed permanent home and principal establishment;
- to which the individual if absent, intends to return and has an actual plan, method, and means to return to the individual's domicile within six months;
- in which the individual and the individual's family voluntarily reside, not for a special or temporary purpose, but with the intention of making a permanent home; and
- is a place where the individual resides for the majority of the individual's time.

To create a new domicile an individual must:

- abandon the old domicile; and
- be able to prove that a new domicile has been established.

Draw-lock means a mechanical device used to hold and support the draw weight of a conven-

tional or compound bow at any increment of draw until released by the archer using a trigger mechanism attached to the device.

Drone means an autonomously controlled, aerial vehicle of any size or configuration that is capable of controlled flight without a human pilot aboard.

Evidence of sex means the sex organs of a bear or cougar, including a penis, scrotum or vulva.

Green pelt means the untanned hide or skin of any bear or cougar.

Harvest-objective hunt means any hunt that is identified as harvest-objective in the hunt table of this guidebook.

Harvest-objective permit means any permit valid on harvest-objective units.

Harvest-objective unit means any unit designated as harvest-objective in the hunt table of this guidebook.

Highway means the entire width between property lines of every way or place of any nature when any part of it is open to the use of the public as a matter of right for vehicular travel.

Hunting means to take or pursue a reptile, amphibian, bird or mammal by any means.

Hunting mentor means a resident or nonresident individual possessing a valid permit issued by the Division to take protected wildlife in Utah and who is 21 years of age or older at the time of application for the Mentor Program.

Immediate family member means a livestock owner's spouse, child, son-in-law, daughter-in-law, father, mother, father-in-law, mother-in-law, brother, sister, brother-in-law, sister-in-law, stepchild and grandchild.

Kitten means a cougar that has obvious spots on its sides or its back or has obvious leg barring coloration.

Limited-entry hunt means any hunt listed in the hunt table of this guidebook that is identified as a limited-entry hunt for bear, and that does not include harvest-objective hunts or pursuit only. Certain limited-entry hunts

span multiple seasons and are identified in this guidebook as multiseason limited-entry hunts.

Limited-entry permit means any permit obtained for a limited-entry hunt by any means, including conservation permits, expo permits and sportsman permits.

Livestock means cattle, sheep, goats and turkeys.

Location of harvest means the exact location where the animal is killed. GPS coordinates are preferred.

Night-vision device means anything that enhances visible and nonvisible light and includes the use of night-vision devices, thermal-imaging devices, infrared-imaged devices and other electronic devices that enhance the visible and nonvisible light spectrum. Trail cameras are not a night-vision device.

Nonresident means a person who does not qualify as a resident.

Permit means a document, including a stamp, which grants authority to engage in specified activities under the Wildlife Resources Code or a rule or proclamation of the Wildlife Board.

Private lands means any lands that are not public lands, excluding Native American Trust Lands.

Protected wildlife means the animals defined in the "wildlife" definition below. It does not include coyote, field mouse, gopher, ground squirrel, jackrabbit, muskrat and raccoon.

Public lands means any lands owned by the state, a political subdivision or independent entity of the state, or the United States—excluding Native American Trust Lands—that are open to the public for purposes of engaging in pursuit.

Pursue means to chase, tree, corner or hold a bear or cougar at bay.

Qualifying minor means a Utah Resident who is under 18 at the time of application for the Mentor Program and who is otherwise eligible to lawfully hunt.

Resident means a person has been domiciled (fixed permanent home and principal establishment) in Utah for six consecutive months immediately preceding the purchase of a license

or application of a license, permit, or tag and **does not** claim residency for hunting, fishing or trapping in any other state or country.

An individual retains Utah residency if he or she leaves Utah to serve in the armed forces of the United States, or for religious or educational purposes, and does NOT claim residency for hunting, fishing or trapping in any other state or country.

Members of the armed forces of the United States and dependents are residents as of the date the member reports for duty under assigned orders in Utah, if:

- The member is **not** on temporary duty in Utah and does **not** claim residency for hunting, fishing or trapping in any other state or country.
- The member presents a copy of his or her assignment orders to a Division office to verify the member's qualification as a resident.

A nonresident attending an institution of higher learning in Utah as a full-time student may qualify as a resident if the student has been present in Utah for 60 consecutive days immediately preceding the purchase of the license or permit and does **not** claim residency for hunting, fishing or trapping in any other state or country.

A Utah resident license or permit is invalid if a resident license for hunting, fishing or trapping is purchased in any other state or country.

An individual **does not** qualify as a resident if he or she is an absentee landowner paying property tax on land in Utah.

Restricted pursuit permit means a limited-entry permit issued in a Division drawing that authorizes an individual to pursue bear using trained dogs, consistent with the restrictions found in *Utah Admin. Code R657-33*.

Restricted pursuit unit means a bear pursuit unit where pursuit is allowed only by a dog handler who meets at least one of the following requirements:

- Possesses a special pursuit permit issued for that particular unit
- Possesses or is accompanied by a hunter who possesses a limited-entry bear

permit for the unit, and pursuit must occur within the area and during the season established for the limited-entry bear permit

- Is engaged in pursuit for compensation (see *Compensation* above)

Spot-and-stalk means that a hunter must locate, pursue and harvest a bear without using dogs or bait.

Tag means a card, label or other identification device issued for attachment to the carcass of protected wildlife.

Take means to:

- hunt, pursue, harass, catch, capture, possess, gather, angle, seine, trap or kill any protected wildlife; or
- attempt any of the above actions.

Trail camera means a device that is not held or manually operated by a person and is used to capture images, video, or location data of wildlife using heat, or motion to trigger the device. Trail cameras are not a night-vision device.

Trapping means taking protected wildlife with a trapping device.

Valid application means it is for a species for which the applicant is eligible to possess a permit;

There is a hunt for that species regardless of estimated permit numbers; and

There is sufficient information on the application to process the application, including personal information, hunt information, and sufficient payment.

Applications missing any of the above items may still be considered valid if the application is timely corrected through the application correction process.

Waiting period means a specified period of time that a person who has obtained a bear permit or a restricted bear pursuit permit must wait before applying for any other bear permit or restricted bear pursuit permit.

Wildlife means crustaceans—including brine shrimp and crayfish—and all vertebrate animals living in nature, except feral animals.

*Utah Trapper's
Association Ad*