

UTAH DIVISION OF WILDLIFE RESOURCES

# FURBEARER

GUIDEBOOK



2025-26

BADGER • BEAVER • BOBCAT • COUGAR • COYOTE • GRAY FOX • KIT FOX • MARTEN • MINK  
MUSKRAT • RACCOON • RED FOX • RINGTAIL • SPOTTED SKUNK • STRIPED SKUNK • WEASEL

## CONTACT US

### Turn in a poacher

Phone: 800-662-3337

Text: 847411

Online: [wildlife.utah.gov/utip](http://wildlife.utah.gov/utip)

### Division offices

Offices are open 8 a.m.–5 p.m.,  
Monday through Friday.

#### *Salt Lake City*

1594 W North Temple  
Box 146301  
Salt Lake City, UT 84114-6301  
801-538-4700

#### *Central Region*

1115 N Main Street  
Springville, UT 84663  
801-491-5678

#### *Northeastern Region*

318 N Vernal Avenue  
Vernal, UT 84078  
435-781-9453

#### *Northern Region*

515 E 5300 S  
Ogden, UT 84405  
801-476-2740

#### *Southeastern Region*

319 N Carbonville Road, Ste A  
Price, UT 84501  
435-613-3700

#### *Southern Region*

1470 N Airport Road  
Cedar City, UT 84721  
435-865-6100

#### *Washington County Field Office*

451 N SR-318  
Hurricane, UT 84737  
435-879-8694

## CONTENTS

- 3 Know the laws**
- 7 Key dates and fees**
- 8 Basic requirements**
- 10 Utah Trappers Association Fur Sale**
- 10 Utah's Walk-in Access program**
- 11 Obtaining permits**
- 12 Obtaining and using tags**
- 12 Trail cameras and night-vision**
- 14 Hunting and trapping methods**
- 14 Avoid nontarget species**
- 16 Trap restrictions to protect river otters**
- 17 Unmodified and modified body-gripping traps**
- 18 Use of bait**
- 18 Did it get wet? Decontaminate it!**
- 18 Artificial cubby set**
- 19 Accidental trapping**
- 19 Legal weapon possession**
- 20 Areas closed to beaver and mink harvest**
- 21 Areas where you cannot discharge a firearm**
- 21 Spotlighting**
- 21 Trapping on waterfowl management areas**
- 22 Trapping coyotes and raccoons**
- 23 Trespassing**
- 23 Wolf management in Utah**
- 24 Restricted areas**
- 24 Possession, sale and transportation**
- 26 Depredation**
- 27 Season dates and bag limits**
- 27 Trappers Association reward program**
- 28 Utah's Predator Control Program**
- 29 Definitions**

---

**On the cover:** An elusive badger in northern Utah. Photo by Jim Shuler.



## WHAT'S NEW

**Digital-only guidebook:** Beginning Sept. 1, 2025, this guidebook (and several others) will be available as a digital edition only, accessible on the DWR website and downloadable in the Utah Hunting and Fishing mobile app. This shift will significantly reduce the state's increasing costs for printing, shipping, labor and storage, and reduce overages and paper waste. Our staff at DWR offices will be available to assist customers who need digital guidebook information in print form.

**Combined black bear, cougar and furbearer guidebook coming in 2026:** Utah's requirements and field regulations for bear and cougar hunting and pursuit are very similar, as are the rules and requirements for trapping furbearers and cougars. To consolidate information for hunters and trappers, we are combining these guidebooks in January 2026, and this guidebook will be available only as a digital edition. The current *2025-26 Utah Furbearer Guidebook* will also be valid through April 1, 2026.

**Purchasing bobcat permits:** Bobcat permits will be available at [wildlife.utah.gov](http://wildlife.utah.gov), Utah Division of Wildlife Resources offices and license agent locations, starting at 8 a.m. MDT on Oct. 1, 2025. The last day to purchase a bobcat permit is Oct. 31, 2025. You may obtain a maximum of **six** bobcat permits for the season. For more information on obtaining a permit, see page 11.

**Bobcat season dates:** The 2025–2026 bobcat season will run from Nov. 15, 2025 to March 1, 2026. For more information on season dates and bag limits, see page 27.

**Bobcat removal and temporary tagging:** Whether you find a bobcat in one of your traps, or in a trap you have written authorization to check, you must possess and carry a valid bobcat permit issued in **your** name. Then, if you kill the bobcat, you must attach your own tags to the carcass. For additional details, see page 11.

## KNOW THE LAWS

This guidebook summarizes Utah's furbearer hunting laws and rules. Although it is a convenient quick-reference document for Utah's furbearer regulations, it is not an all-encompassing resource.

For an in-depth look at the state's furbearer hunting laws and rules, visit [wildlife.utah.gov/rules](http://wildlife.utah.gov/rules).

You can use the references in the guidebook—such as *Utah Code § 23A-5-309* and *Utah Administrative Rule R657-11-4*—to search the division's website for the detailed statute or rule that underpins the guidebook summary.

If you have questions about a particular rule, call or visit the nearest DWR office.

### Who makes the rules?

The Utah Wildlife Board passes the rules summarized in this guidebook.

There are seven board members, and each serves a six-year term. Appointed by the governor, board members are not division employees.

The division's director serves as the board's executive secretary but does not have a vote on wildlife policies.

Before board members make changes to wildlife rules, they listen to recommendations from division biologists. They also receive input from the public and various interest groups via the regional advisory council (RAC) process.

If you have feedback or suggestions for board members, you can find their contact information online at [wildlife.utah.gov](http://wildlife.utah.gov).

### Wildlife Board members

Bob Christensen	Gary Nielson, <i>Chair</i>
Ryan Foutz	Paula Richmond, <i>Vice Chair</i>
Kent Johnson	Riley Peck, <i>Division Director</i>
Justin Oliver	<i>&amp; Executive Secretary</i>
Chris Robinson	

**Obtain permanent bobcat and marten**

**tags:** You may obtain permanent marten and bobcat tags—**by appointment only**—at any DWR office. Marten tags will be available Sept. 15, 2025 through March 6, 2026. Bobcat tags will be available Nov. 15, 2025 through March 6, 2026. Remember, you are required to surrender the lower jaw of your bobcat when you obtain a permanent tag.

**UTA Fur Sale in March:** The annual Utah Trappers Association Fur Sale will be held in Nephi March 10–12, 2026. The fur sale will occur after permanent marten and bobcat tagging closes on March 6; permanent tags will not be available at the event. For details, visit [utahtrappers.org/events](http://utahtrappers.org/events).

**Beaver trapping closures:** To protect habitat restoration projects using beaver transplants, the following areas have been added to the closure list beginning this year: Johnson and Wildcat creeks (Box Elder County), Threemile Creek (Garfield County), Little Creek (Iron County), Reservoir Canyon (Washington County) and a portion of the Logan River (Cache County). Areas no longer closed to beaver trapping include: Pine Creek (Beaver County), Basin Creek drainage (Box Elder County), Hunt Creek (Garfield County) and Beaver Creek (Cache County). For a full list of closures, see page 20.

**Residency requirements:** To apply for a resident permit, you must be a Utah resident on the date you submit your application. (Previously, the residency date was linked to the date of purchase.) See the definition of *Resident* on page 30.

**Nonresident fee increase:** In the 2025 session, the Utah Legislature authorized higher nonresident fees to help fund the purchase of large blocks of land for wildlife habitat and conservation. These nonresident fee increases began July 1, 2025 for hunting, fishing and combination licenses, and Sept. 1, 2025 for

hunting application fees and hunting permits. See page 7 for details, and visit [wildlife.utah.gov/licenses/fees](http://wildlife.utah.gov/licenses/fees) for full list of Utah's license and permit fees.

**Hunting outfitters and guides:** Guides and outfitters in Utah are now regulated by the DWR (instead of the Department of Professional Licensing) as approved by the Utah Legislature this year. If you are a guide, outfitter or spotter, visit [wildlife.utah.gov/licenses/guides](http://wildlife.utah.gov/licenses/guides) for updated application, registration and other operational requirements.

**License required to access WMAs:**

Effective May 7, 2025, a new state law requires anyone 18 years old or older to have a valid Utah hunting, fishing or combination license to access waterfowl and wildlife management areas in Utah's four largest counties (Davis, Salt Lake, Utah and Weber). This includes anyone accessing a WMA for recreational purposes. WMAs are primarily funded by the sales of Utah hunting, fishing and combination licenses and by federal excise taxes paid on hunting and fishing equipment; typically, state taxes do not pay for them. Visit [wildlife.utah.gov/wmas](http://wildlife.utah.gov/wmas) for a list of Utah's WMAs, other rules and requirements, and exemptions to this law.

## IMPORTANT REMINDERS

**Download guidebooks and more to your DWR mobile app:** You can now download Utah's hunting and fishing guidebooks using your Utah Hunting and Fishing app. The app makes it easy to read, search and navigate this guidebook and others. You can keep your hunting or combo license and any DWR course completion certificates on the app, too. Learn more about the app and download it at [wildlife.utah.gov/mobileapp](http://wildlife.utah.gov/mobileapp). **Note:** You must still carry any hunting permit with you in the field.

**Check season dates:** Season dates change every year. For a complete list of furbearer season dates, see page 27.

**Trap registration license required:** You must possess a valid trap registration license when you use any trapping device capable of capturing or killing protected wildlife. You must also have that license on your person when setting or checking trapping devices. For details on obtaining the license and any exceptions that apply, see page 9.

**Trapping cougar:** A person may hunt cougars with any legal weapon or take cougars with trapping devices. To trap or snare a cougar, you must have a valid hunting or combination license, a valid trap registration license, and you must comply with all rules set forth in *Utah Admn. Rule R657-10* (taking cougar), trapping rules contained in *Utah Admn. Rule R657-11* (taking furbearers and trapping rule) and in this guidebook.

**Cougar regulations:** You must comply with all rules and regulations regarding the harvest of cougars in order to trap cougars. Be sure to review the current *Utah Black Bear and Cougar Guidebook*—which summarizes *Utah Admn. Rule R657-10* (taking cougar)—for further details.

**Cougar take limit:** There is no annual limit on the number of cougars a person may take. A person may **not** take kittens, or a cougar with kittens. See the current *Utah Black Bear and Cougar Guidebook* for details about cougar identification and definitions.

**Cougar reporting and permanent tags:** Each harvested cougar must be checked in at a DWR office or with a division employee within 48 hours of harvest, and receive a permanent tag. See page 13 for reporting requirements.

**Utah's Predator Control Program:** Utah's Predator Control Program includes a variety of requirements. For details, see page 28 or visit [wildlife.utah.gov/predators](http://wildlife.utah.gov/predators).

**Trap registration numbers:** If you already have a valid trap registration number, but you don't have a physical copy of it, please contact a DWR office to receive a duplicate copy, free of

charge. You can also download the Utah Hunting and Fishing app and carry an electronic copy of your trap registration license on your mobile device. See page 15 for details.

**Trapping coyotes and raccoons:** Because coyote and raccoon traps are capable of capturing or killing protected wildlife, Utah's trapping laws apply to individuals who are trapping coyotes and raccoons. For details, see the information box on page 22.

**Bobcat permit/tag format:** Bobcat temporary possession tags and jaw tags are attached to bobcat permits. For more information on how to attach these tags to a bobcat, please read *Tagging bobcats* on page 12.

**Trapping muskrats on WMAs:** Certain trappers are authorized to remove muskrats from state-owned wildlife management areas. You can learn more about that process at [wildlife.utah.gov/WMAtrapping](http://wildlife.utah.gov/WMAtrapping), starting in mid-October.

**Restrictions to protect river otters:** Some rivers have trapping restrictions. See page 16 to learn more.

**Checking traps after dark:** A trapper on foot may use a flashlight to check traps after dark, and furbearers caught in these trapping devices may be harvested by shooting at any time. Harvesting furbearers by methods other than trapping remains restricted to 30 minutes before sunrise until 30 minutes after sunset. Please read *Hunting and trapping methods* on page 14 for details and restrictions.

**Trail camera regulations:** All trail cameras are prohibited on public land from July 31 to Dec. 31. A trail camera using internal data storage—and not capable of transmitting live data—is permitted for use on private land for the purposes of legal hunting and trapping. For details, see the information box on page 12, or visit [wildlife.utah.gov/trailcams](http://wildlife.utah.gov/trailcams).

**Accidental trapping of federally protected species:** Black-footed ferret and lynx are protected species under the Endangered Species Act. If you accidentally trap or capture one of these species, you must immediately report it to the Division and the U.S. Fish and Wildlife Service. See page 19 for details.

**Accidental trapping of wolves:** Wolves have been documented dispersing into Utah from neighboring states, but there are currently no known established breeding packs in the state. Under current federal and state protections, the general public may **not** hunt, kill or trap wolves. If you accidentally trap or capture a wolf, you must immediately report it to the DWR. See page 19 or visit *wildlife.utah.gov/wolf* for details.

**Native American trust lands and national wildlife refuges:** If you want to trap on Native American trust lands and national wildlife refuges in Utah, you should first check with the respective tribal authority or refuge manager.

**Electronic transaction fee:** A 2.2% transaction fee applies to all online and in-person credit/debit card transactions.

**Ways to report poachers:** Protect Utah's wildlife and report poachers using the UTDWR law enforcement app, send a text to 847411 or make an online report at *wildlife.utah.gov/utip*.

**Child support law:** There are restrictions on fishing and hunting license purchasers for nonpayment of child support. For additional information—or to arrange a payment schedule—please contact the Office of Recovery Services at 801-536-8500.

**Corrections:** If errors are found in this guidebook after it is published, the division will correct the online edition and prompt an update to download the most recent edition in the Utah Hunting and Fishing app. Visit *wildlife.utah.gov/guidebooks* to view all of Utah's guidebooks.

**Protection from discrimination:** The Division receives federal financial assistance from the U.S. Fish and Wildlife Service. Under Title VI of the Civil Rights Act of 1964, Section 504 of the Rehabilitation Act of 1973, Title II of the Americans with Disabilities Act of 1990, the Age Discrimination Act of 1975, Title IX of the Education Amendments of 1972, the U.S. Department of the Interior and its bureaus prohibit discrimination on the basis of race, color, national origin, age, disability or sex. If you believe that you have been discriminated against in any facility, program, or activity, or if you need more information, please write to:

Office of Diversity, Inclusion, and Civil Rights  
U.S. Department of the Interior  
1849 C Street, NW  
Washington, D.C. 20240

**Private lands:** The Division cannot guarantee access to any private land. Under certain circumstances, you must obtain documented permission from the landowner or the landowner's authorized representative before hunting or trapping on private lands. To learn more, please see *Trespassing* on page 23.

**Division funding:** The Utah Division of Wildlife Resources is mostly funded by the sale of hunting and fishing licenses and through federal aid made possible by an excise tax on the sale of firearms and other hunting- and fishing-related equipment.

**DOUSE. STIR.  
CHECK. REPEAT.**

Extinguish campfires. Prevent wildfires.



# KEY DATES AND FEES

## Important dates

Marten permits available	Aug. 28, 2025– March 1, 2026
Permanent marten tags available	Sept. 15, 2025– March 6, 2026
Bobcat permits and temporary possession tags available	Oct. 1–31, 2025
Permanent bobcat tags available	Nov. 15, 2025– March 6, 2026
Utah Trappers Association Fur Sale	See the information box on page 10.

## Season dates

Badger, gray fox, kit fox, ringtail, spotted skunk and weasel	Sept. 15, 2025– March 1, 2026
Beaver and mink	Sept. 15, 2025– April 1, 2026
Bobcat	Nov. 15, 2025– March 1, 2026
Marten	Sept. 15, 2025– March 1, 2026
Cougar, muskrat, red fox and striped skunk	Year-round

## Nonresident fee increase

In the 2025 session, the Utah Legislature authorized higher nonresident fees to help fund the purchase of large blocks of land for wildlife habitat and conservation. These nonresident fee increases began July 1, 2025 for hunting, fishing and combination licenses, and Sept. 1, 2025 for hunting permits and application fees.

## Fees

For a complete list of Utah's license and permit fees, visit [wildlife.utah.gov/licenses/fees](http://wildlife.utah.gov/licenses/fees). A 2.2% transaction fee applies to all online and in-person credit/debit card transactions.

## Furbearer

Furharvester education certificate (resident/nonresident)	\$10
Resident license*	\$33
Nonresident license*	\$255

## Bobcat permits

Resident permit	\$17 each (up to 6)
Nonresident permit	\$89 each (up to 6)

## Marten permits

Marten permit	No charge
---------------	-----------

## Trap registration license

Resident	\$10 (payable once)
Nonresident	\$20 (payable once)

## Certificates of registration

Fur dealer	\$160
Fur dealer's agent	\$160
Fur dealer renewal	\$40
Fur dealer's agent renewal	\$40

\* Furbearer licenses are valid for 365 days from the day you buy them.

## BASIC REQUIREMENTS

*Utah Code §§§§ 23A-14-201, 23A-14-203, 23A-4-201, 23A-5-309 and Utah Admin. Rule R657-11-3*

Are you planning to hunt or trap cougars, bobcats, martens or other furbearers in Utah this year? Before you can obtain any necessary permits, you must meet a few basic requirements—and obtain a trap registration license—if you are trapping furbearers, cougars, coyotes or raccoons. This section provides information about trap registration licenses and how you can obtain one.

### Are you old enough?

In Utah, there are no age restrictions for individuals who can hunt and trap furbearers and cougars.

**Reminder:** If you're under the age of 16—and hunting with any weapon—you must be accompanied in the field by your parent, a legal guardian or a responsible person 21 years of age or older (see below).

### Adults must accompany young hunters

*Utah Code § 23A-4-708*

While hunting with any weapon, a person under 14 years old must be accompanied by their parent, legal guardian or other responsible person who is 21 years of age or older and who has been approved by the parent or guardian.

A person at least 14 years old and under 16 years old must be accompanied by a person 21 years of age or older while hunting with any weapon.

The division encourages adults to be familiar with hunter education guidelines or to complete the hunter education course before accompanying youth into the field.

While in the field, the youth and the adult must remain close enough for the adult to see and provide verbal assistance to the young hunter. Using electronic devices, such as walkie-talkies or cell phones, does not meet this requirement.

### What am I required to carry in the field?

*Utah Admin. Rule R657-11-8*

The licenses and permits you're required to carry depend on what you are hunting or trapping.

If you're using any trapping device that's capable of catching or killing protected wildlife, you must have a trap registration license on your person. This requirement applies even if you are trapping coyotes or raccoons.

If you're trapping furbearers, you must have both a valid furbearer license and a trap registration license on your person while in the field. If any of those furbearers include bobcat or marten, you must also have the appropriate bobcat or marten permit on your person.

If you're checking someone else's furbearer traps for them, you must have

all of the following on your person: a valid furbearer license, a trap registration license, the appropriate permits or tags, and written authorization from the owner of the trapping device. (For details about what that written authorization must include, see pages 17-18.)

**Important:** You may not check someone else's traps if any of your licenses or permits are denied or suspended.

**Use the app:** The free Utah Hunting and Fishing app makes it easy to store your furbearer license, trap registration license and any permits right on your mobile device. You can also download this and other Utah hunting and fishing guidebooks for quick reference. Visit [wildlife.utah.gov/mobileapp](http://wildlife.utah.gov/mobileapp) for details.

## Have you passed furharvester education?

*Utah Code § 23A-4-1006 and Utah Admin. Rule R657-23-6*

If you are a Utah resident born after Dec. 31, 1984, you must provide proof that you've passed a furharvester education course approved by the division before you can:

- Obtain a furbearer license
- Obtain a bobcat permit
- Obtain a marten permit

### Taking a furharvester education course

You can prove that you've completed furharvester education if you have a certificate of completion from your furharvester education course or if you have a verified furharvester education number on file with the DWR. That number is assigned when you complete furharvester education. Here's how to take the course:

- To get started, you should visit *wildlife.utah.gov/hunter-education*. You'll see links to various traditional and online furharvester education courses.
- Follow the instructions on the website to obtain a furharvester education registration certificate (required) and to register for a course online. If you need assistance, please contact your local DWR office or call 801-538-4727.
- When you finish the course, your instructor will verify your course completion in the online hunter education system.

If you are applying for a resident furbearer license for the first time—and you completed furharvester education in another state or country—you must provide a valid furharvester education number and the name of the state, province or country that issued the number. The division may research this number to verify that the course you completed meets Utah's standards for safe and responsible trapping.

For more information on how to complete Utah's furharvester education course, visit *wildlife.utah.gov/hunter-education*.

## Residency

*Utah Code § 23A-1-101*

Before you purchase a furbearer license, it's important to know whether you are a legal resident of the state of Utah for the purposes of hunting, fishing or trapping. See the definition of *Resident* on page 30 to determine whether you are a resident or a nonresident.

## Do you have a furbearer license?

*Utah Admin. Rule R657-11-3*

You must have a valid Utah furbearer license before you can:

- Hunt, trap or harvest most furbearers
- Check someone else's traps for them (only with additional written authorization, see pages 13-14)
- Obtain or use a bobcat permit
- Use a marten permit

Furbearer licenses are available at *wildlife.utah.gov* and from license agents and DWR offices.

You do not need a furbearer license to hunt, harvest or trap cougars, coyotes, muskrats, raccoons, red foxes or striped skunks. You do, however, need a trap registration license to set a trapping device for any species (see details below).

## Do you have a trap registration license?

*Utah Admin. Rule R657-11-8*

You must possess a valid trap registration license when trapping furbearers, cougars, coyotes or raccoons.

The only exception is for those who are trapping coyotes or raccoons within 600 feet of a building or structure occupied or used by humans or livestock.

You can obtain a trap registration license by calling or visiting a division office. There is a one-time license fee for a new trap registration license.

For more detailed information about meeting this requirement, please see [wildlife.utah.gov/trapping-faq](http://wildlife.utah.gov/trapping-faq).

**Important:** If you already have a valid trap registration number, but you don't have a physical copy of it, please contact a DWR office. We can provide you with a duplicate copy free of charge. You can also download the Utah Hunting and Fishing app and carry an electronic copy of your license on your mobile device.

When you receive a trap registration license, it will have a unique, permanent trap registration number printed on it. You must ensure that all of your trapping devices are permanently and legibly marked or tagged with your trap registration number. (This requirement does not apply to trapping devices set for coyotes or raccoons within 600 feet of a building or structure occupied or used by humans or livestock.)

No more than one trap registration number may be on a single trapping device. For additional information about trap registration numbers and using and checking your trapping devices, see pages 15-17.

## Utah Trappers Association Fur Sale

The annual Utah Trappers Association Fur Sale (typically held in February) will be held March 10–12, 2026. **Important:** You must obtain permanent bobcat and marten tags at a DWR office by March 6; permanent tags will not be available at the fur sale. Visit [utahtrappers.org/events](http://utahtrappers.org/events) for details.

## Carry your licenses and permits

You must have your furbearer license and trap registration license—and any bobcat or marten permits—on your person while setting, checking or moving trapping devices. Either carrying a print copy or digital confirmation (downloaded to your Utah Hunting and Fishing mobile app) fulfills this requirement. You cannot alter your licenses or permits, nor can you sell, transfer, give, loan or assign them to another person.

## Utah's Walk-in Access program

*Utah Admin. Rule R657-56-13*

The Walk-in Access program provides hunters, anglers and trappers access to privately owned land, streams, rivers, ponds or reservoirs.

If you use Utah's WIA properties, remember to obtain your annual WIA authorization number.

To obtain your authorization number, visit [wildlife.utah.gov/walkinaccess](http://wildlife.utah.gov/walkinaccess) and click "Authorization numbers." Follow the instructions and obtain your number. You can also request a number by calling your local DWR office.

WIA properties are private land and may have special restrictions on season dates, allowable activities, species and weapon types. For more information, visit [wildlife.utah.gov/walkinaccess](http://wildlife.utah.gov/walkinaccess).

Protect wildlife by reporting suspected wildlife crimes



**CALL  
TEXT  
APP**

800-662-3337

847411

UTDWR



Learn more or report online  
at [wildlife.utah.gov/utip](http://wildlife.utah.gov/utip)



## OBTAINING PERMITS

If you want to hunt or trap bobcat or marten in Utah, you'll need a permit in addition to your furbearer license. This section describes how to obtain bobcat and marten permits.

If you were born after Dec. 31, 1984, you must have proof of furharvester education before you can purchase a bobcat or marten permit. For more information, see page 9 or visit [wildlife.utah.gov/hunter-education](http://wildlife.utah.gov/hunter-education).

### Bobcat permits

*Utah Admin. Rule R657-11-4*

Beginning Oct. 1, 2025 at 8 a.m. MDT, you may purchase bobcat permits at [wildlife.utah.gov](http://wildlife.utah.gov), from a DWR office or at license agent locations. You may purchase no more than **six** bobcat permits.

Bobcat permits will be sold until 11 p.m. MDT on Oct. 31, 2025. There will **not** be a cap on the total number of available permits this year.

You must have your current furbearer license, bobcat permit and trap registration license on your person while hunting or trapping a bobcat.

If you obtain a bobcat permit in 2025, it is valid for the entire 2025-2026 bobcat season. The season runs from Nov. 15, 2025 to March 1, 2026.

### Marten permits

*Utah Admin. Rule R657-11-6*

Marten permits are available free of charge from any DWR office, beginning Aug. 28, 2025. (Please keep in mind that you only need one marten permit in order to trap marten during the 2025-2026 season.)

You must have a current furbearer license, a marten-trapping permit and a trap registration license on your person when you trap a marten or have a marten in your possession.

### Duplicate license or permit

*Utah Code § 23A-4-208 & Utah Admin. Rule R657-42*

If your valid furbearer license is destroyed, lost or stolen, you may obtain a duplicate from a DWR office or license agent. To obtain a duplicate bobcat or marten permit, you must visit a division office.

The duplicate will cost \$10, or half of the price of the original license or permit, whichever is less.

If you already have a valid trap registration number, but you don't have a physical copy of your trap registration license, please contact a DWR office. We can provide you with a duplicate copy of the license free of charge.

You can also download the Utah Hunting and Fishing app and carry electronic copies of your furbearer and trap registration licenses on your mobile device.

### Sales final: exceptions and refunds

*Utah Code § 23A-4-207 and Utah Admin. Rule R657-42*

Some hunters and trappers successfully obtain licenses or permits and then realize— for one reason or another—that they won't be able to use them.

In most cases, the division cannot refund the cost of the license or permit, but there are some exceptions. To determine whether you are eligible for a refund or to download a refund-request form, visit [wildlife.utah.gov/refund](http://wildlife.utah.gov/refund).

### Invalid permits

Any original license, permit, tag or certificate of registration becomes invalid when surrendered or forfeited, or when a duplicate or exchanged one is issued.

## OBTAINING AND USING TAGS

As soon as you harvest a bobcat or marten, you need to attach the temporary possession tags. Then, you should contact a DWR office and **make an appointment** to have a division employee attach the permanent tag.

### Tagging bobcats

*Utah Code § 23A-4-709 & Utah Admin. Rule R657-11-5*

You may only kill and tag a bobcat if you possess a valid bobcat permit issued in **your** name and you find a bobcat in your own marked trapping device or a trapping device you have written authorization to check. You must have both the permit and tags on your person when checking the traps. (See page 9 for the requirements you must meet to check someone else's trapping devices.)

After you kill a bobcat—but before you move the bobcat's carcass or leave the site of the kill—you are required to attach **your own** bobcat tags to the carcass. You'll find both tags attached to your permit. There's one tag for the pelt and one for the jaw.

The tagging process requires you to:

- Completely detach the tags from the permit
- Remove the notches that correspond with the harvest date and the animal's sex
- Complete the required county and license number information at the bottom of the tag

- Attach the temporary possession tag to the unskinned carcass or green pelt so that the tag remains securely fastened and visible

Later, you can remove the lower jaw of the bobcat and tag it with the numbered jaw tag that corresponds to the number on the pelt tag. Remember, you must surrender the lower jaw when you are issued a permanent tag.

While tagging a bobcat, you may not remove more than one notch indicating date or sex, nor can you tag more than one bobcat using the same tag.

The temporary possession tag must remain attached to the green pelt or unskinned carcass until a permanent bobcat tag has been affixed.

You may not use a bobcat permit to hunt, trap or pursue bobcat after any of the notches have been removed from the temporary possession tag or the tag has been detached from the permit. Possession of an untagged green pelt or unskinned carcass is considered probable cause of unlawful taking and possession.

### Trail cameras and night-vision devices

*Utah Admin. Rule R657-5-7 and Utah Code § 23A-5-307*

Since 2022, there have been several Utah Wildlife Board and Legislative updates regarding the use of trail cameras and night-vision devices. Some of these rules may affect trappers, especially those who are also planning to hunt big game, cougars or bears.

- All trail cameras are prohibited on public land from July 31 to Dec. 31 (with exceptions for approved research and monitoring).
- A trail camera using internal data storage—and not capable of transmitting

live data—is permitted for use on private land for the purposes of legal hunting.

- The sale or purchase of footage or data from any trail camera (or non-handheld device) that could be used to take, attempt to take, or aid in the take or attempted take of big game, cougars or bears is prohibited.
- Night-vision devices (new rule language): It is unlawful to possess any type of night-vision device while locating, taking or attempting to locate big game from July 31 to Dec. 31.

Visit [wildlife.utah.gov/trailcams](http://wildlife.utah.gov/trailcams) for more details about these rules.

## Permanent possession tags for cougar, bobcat and marten

*Utah Admin. Rule R657-11-7*

If you harvest a cougar, you must take the hide with evidence of sex attached and the skull to a DWR office within 48 hours of harvest. A division employee will attach a permanent possession tag at that time.

If you harvest a bobcat or marten, you must make an appointment to have a division employee attach a permanent possession tag to the pelt no later than Friday, March 6, 2026.

**Remember:** You are required to surrender the lower jaw of your bobcat when you obtain a permanent tag.

You may not buy, sell, trade or barter a green pelt from a cougar, bobcat or marten that does not have a permanent tag affixed.

**New:** The Utah Trappers Association Fur Sale will be held March 10–12, 2026. You must obtain any permanent tags at a DWR office by March 6.

**Important:** Permanent bobcat and marten tags will not be issued at the fur sale. Visit [utahtrappers.org/events](http://utahtrappers.org/events) for more information about the fur sale.

### Obtaining permanent tags

For any type of permanent tag, you **must make an appointment**. See page 2 for contact information.

#### Cougar permanent tags:

- You must take the hide with evidence of sex attached and the skull to a DWR office within 48 hours of harvest (by appointment only, year-round).
- A division employee will remove a tooth and attach a permanent tag.

#### Bobcat permanent tags:

- Visits are by appointment only from Nov. 15, 2025 through March 6, 2026.
- A division employee will attach a permanent tag and take possession of the bobcat's lower jaw.

#### Marten permanent tags:

- Visits are by appointment only from Sept. 14, 2025 through March 6, 2026.
- A division employee will simply attach a permanent tag.

There is no fee for the permanent tags. You will receive them after the employee verifies the bobcat or marten was tagged with the temporary possession tag that corresponds to your permit. The employee will also review your furbearer license.

### Transporting pelts to obtain tags

Bobcats and martens that were legally harvested may be transported by someone other than the furharvester to have the permanent tag affixed.

If you transport a bobcat or marten for another person, you must have written authorization that includes all of the following information:

- Date of kill
- Location of kill
- Species and sex of animal being transported
- Origin and destination of transportation
- The name, address, signature and furbearer license number of the furharvester
- The name of the individual transporting the bobcat or marten
- The furharvester's marten permit number, if marten is being transported

You can download an authorization form at [wildlife.utah.gov/furbearer](http://wildlife.utah.gov/furbearer) that makes it easy to collect all of the required information.

### Animals harvested outside of Utah

Green pelts of bobcats and martens that were legally harvested outside of the state may not be possessed, bought, sold, traded or bartered in Utah unless one of the following conditions applies:

- A permanent tag has been affixed.
- The pelts are accompanied by a shipping permit issued by the wildlife agency of the state where the animal was harvested.

## FIELD REGULATIONS

Several rules govern hunting and trapping in Utah. These rules exist to help keep you safe and to ensure an ethical hunt. Whether you're targeting furbearers, cougars, coyotes or raccoons, please be familiar with the requirements for legally using trapping devices. You should also know the different types of hunting methods you may use and what you're required to do with any animals you harvest.

### Checkpoints and officer contacts

*Utah Code §§ 23A-5-207 and 77-23-104*

Utah Department of Natural Resources conservation officers and DWR biologists monitor the harvest and possession of furbearers. They may also stop hunters and trappers to ensure they have the required licenses, permits, firearms and trapping equipment. You should expect to encounter conservation officers and biologists checking hunters in the field and at checkpoints.

If you're contacted by a conservation officer, you must provide the officer with the items they request. These may include any licenses, permits and tags required for hunting, any devices used to participate in hunting and any game you've taken. These contacts allow the division to collect valuable information about Utah's furbearer populations.

### Participating in surveys

*Utah Admin. Rule R657-11-23*

If the DWR contacts you about your furharvesting experience, please participate in the survey regardless of your success. Your participation helps the division evaluate population trends, assess harvest success and collect other valuable information.

### Hunting and trapping methods

#### Harvest methods and shooting hours

*Utah Code §§ 23A-5-309, 23A-5-315 & Utah Admin. Rules R657-11-12, R567-10-4, R657-10-5 and R657-10-6*

You may harvest all furbearers—except for bobcats and marten—by any legal means, excluding explosives and poisons. While hunt-

### Avoid nontarget species

The following recommendations can help you avoid catching domestic animals and other nontarget species in trapping devices set for bobcats and other furbearers.

- Avoid using 4-coiled traps. A 2-coiled trap is sufficient to hold bobcats and coyotes, but larger animals like domestic animals should be able to pull out of the trap.
- Anchor foothold traps solidly to the ground. A large animal will have a better chance of pulling out of a trap that is solidly anchored.
- When using a cable device, reduce the loop size and set it about eight inches

off the ground. A smaller loop size won't fit around a larger animal's head, and if the loop is set low, it will likely miss the heads of most large nontarget animals. You may not use a drag with a cable device—they are prohibited.

- If you catch a cougar kitten or a cougar female with kittens, remove traps from the area to avoid catching additional kittens.
- Avoid setting traps near trails that are frequently used by people and dogs.
- Avoid using baits that are likely to attract pets or other nontarget species.

ing and trapping, you may not use the illegal spotlighting methods described on page 21.

Bobcats may be taken only by shooting or trapping, or with the aid of dogs.

Marten may be taken only with an elevated, covered set in which the maximum trap size shall not exceed 1½ foothold or 160 Conibear.

Harvesting furbearers by shooting or with the aid of dogs is restricted to 30 minutes before sunrise to 30 minutes after sunset, unless the county grants permission to spotlight coyote, red fox, striped skunk or raccoon. For more information on spotlighting, see page 21.

Furbearers and cougars caught in a trapping device may be taken by shooting at any time. Rimfire cartridges and ammunition may be used to harvest cougars caught in traps. (Rimfire cartridges and ammunition may **not** be used to harvest cougars not confined in traps.)

You may check trapping devices and remove animals at any time of day or night, except on certain waterfowl management areas. For more information, see page 21.

You may not take any wildlife from an airplane or any other airborne vehicle or device (including drones), or from any motorized terrestrial or aquatic vehicle, including snowmobiles and other recreational vehicles.

## Trap registration numbers

*Utah Admin. Rules R657-11-8 & R657-11-9*

Each trapping device you use to trap furbearers, cougars, coyotes or raccoons must be permanently and legibly marked with your trap registration number.

Your trap registration number is printed on your trap registration license, which is required if you plan to trap furbearers, coyotes or raccoons. For more information about obtaining a trap registration license, see page 9.

You will be assigned only one trap registration number. This is your permanent number, and you should mark it on each of your trapping devices. The only exception is for trapping devices set for coyotes or raccoons within

600 feet of a building or structure occupied by humans or livestock.

You may not have more than one registration number on your traps.

You must notify the DWR within 30 days if you change your address or if your trapping devices are stolen.

## Trapping devices

*Utah Code § 23A-5-302 & Utah Admin. Rule R657-11-9*

Any foothold trap used to take a furbearer, cougar, coyote or raccoon must have spacers on the jaws that leave an opening of at least 3/16 of an inch when the jaws are closed. The only exceptions to this requirement are the following types of traps:

- Rubber-padded jaw traps
- Traps with jaw spreads less than 4.25 inches
- Traps that are completely submerged under water when set

Any cable device (i.e., snare) used to take a furbearer, cougar, coyote or raccoon—except those set in water or with a loop size less than 3 inches in diameter—must be equipped with a breakaway lock mechanism that will release when any force greater than 300 pounds is applied to the loop. Breakaway cable devices must be fastened to an immovable object solidly secured to the ground. The use of drags is prohibited.

## Setting and checking traps

You may not set any trapping device on posted private property without the landowner's or lessee's documented permission.

If you see an illegally set trapping device, notify a conservation officer as soon as possible. While performing their duties, conservation officers may seize all traps, trapping devices and wildlife used or held in violation of the rules in this guidebook.

All trapping devices used to take a furbearer, cougar, coyote or raccoon must be checked, and any animals removed, at least once every 48 hours. The only exception is if you are using the following types of traps, which must be checked, and have any animals removed, every 96 hours:

- Killing traps that strike the top and bottom of the animal simultaneously
- Drowning sets
- Lethal cable devices that are set to capture on the neck, that have a nonrelaxing lock without a stop, and that are anchored to an immovable object

If you are unable to check your own traps, you may authorize another person to check them for you. Only someone who possesses your written authorization, a valid furbearer license and trap registration license—and the necessary permits to check traps and remove protected wildlife—may check your traps in your absence. See *Removing traps and trapped wildlife* in the next section for all wildlife-removal requirements.

You may not remove any of the following from a trapping device and then transport or possess them:

- Live protected wildlife
- A live coyote or raccoon

Any live animal found in a trapping device must be euthanized and removed from the device by the trapper within the 48-hour trap-check period or released immediately by the trapper unharmed.

A cougar released from a trapping device may not be pursued with dogs for 48 hours after release.

**Important:** The trapping restrictions in this section do not apply to trapping devices set for coyotes or raccoons, as long as those devices are within 600 feet of a building occupied or used by humans or domestic livestock.

### Removing traps and trapped wildlife

You may not disturb or remove any trapping device unless you are one of the following individuals:

- The owner of the trapping device
- A person who meets all the legal requirements and has the owner's written authorization (see end of next column)
- A peace officer performing routine duties

## Trap restrictions to protect river otters

*Utah Admin. Rule R657-11-9*

To protect Utah's river otter populations, there are trapping-device restrictions for the following areas:

- Colorado River, between the Utah-Colorado state line and Lake Powell
- Escalante River, between Escalante and Lake Powell
- Green River, between Flaming Gorge Dam and the Utah-Colorado state line
- Middle section of the Provo River, between Jordanelle Dam and Deer Creek Reservoir

If you are trapping for a furbearer, coyote or raccoon within 600 yards of either side of these four rivers—or their tributaries—and up to one-half mile from their confluences, you may use only the following trapping devices:

- Nonlethal-set foothold trapping devices with a jaw spread less than 5 1/8 inches, and nonlethal-set padded foothold traps. Drowning sets with these traps are prohibited.
- Body-gripping, killing-type trapping devices with body-gripping area less than 30 square inches.
- Nonlethal dry-land cable trapping devices equipped with a stop-lock mechanism that prevents it from closing to less than a 6-inch diameter.
- Size 330, body-gripping, killing-type trapping devices modified by replacing the standard V-trigger assembly with one top side-parallel trigger assembly, with the trigger placed within one inch of the side, or butted against the vertical turn in the Canadian bend (see figure on the next page).

- The landowner where the trapping device is set
- A domestic pet owner who is disturbing the trapping device in order to remove their trapped pet

You may not kill or remove wildlife caught in a trap, unless you are:

- The owner of the trapping device who possesses the permit, license, tag or legal authorization required for the species that is captured
- A person who meets all the legal requirements and has the owner's written authorization (see end of next column)
- A peace officer performing routine duties

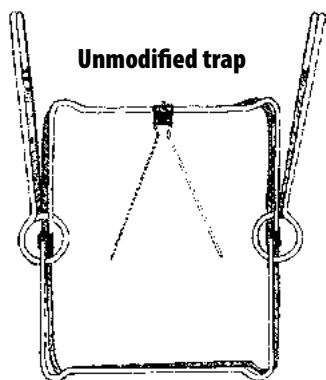
A person, other than the owner, may possess, set, disturb or remove a trapping device—or temporarily possess, kill or remove wildlife caught in a trap—as long as he or she meets all of the following requirements:

- The trapping device is appropriately marked with the owner's trap registration number.
- The person possesses a valid furbearer license and appropriate permits or tags when working with furbearer sets.

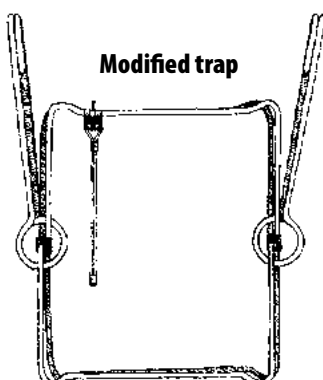
**Important:** If the animal in the trap is a bobcat, the person who kills the bobcat must possess—and be carrying—a valid bobcat permit issued in their **own** name. They must then attach their own tags to the carcass. For additional details, see page 12.

- The person's trap registration license or furbearer license are neither denied nor suspended.
- The person has obtained written authorization from the owner of the trapping device with the following information printed on the authorization in permanent ink:
  - The date written authorization was obtained
  - The name, address and phone number of the owner
  - The owner's trap registration number
  - The name of the individual being given authorization
  - The owner's signature

You can find an easy-to-complete authorization card online at [wildlife.utah.gov/TrapForm](http://wildlife.utah.gov/TrapForm).



**Unmodified trap**



**Modified trap**

*Drawings courtesy of Brian Maxfield*

### Unmodified and modified body-gripping traps

Standard V-trigger assemblies on body-gripping traps (shown on the left) are not legal on certain parts of the Colorado, Green, Escalante and Provo rivers (see page 16 for locations). The modification shown on the right (one top side-parallel trigger assembly) is now required to protect river otters (see page 16 for more on required modifications).

**Nothing in this section authorizes a person to use the owner's trap registration license, furbearer license, permit or tag.**

While you're hunting and trapping, you may not possess any trapping device that is not permanently marked or tagged with your registered trap number unless you have received written permission as described above.

If your registered trap number is on a trapping device, you can be held criminally liable and civilly responsible for any violations committed with that device. This rule still

### Did it get wet? Decontaminate it!


Before you leave a trapping area and step into another water, rinse all the mud and other debris off of your waders, boots and wetted trapping gear or equipment.

Then, generously spray all of it—especially the soles of boots or waders—with Formula 409 (a popular household cleaner). This treatment will kill any whirling disease spores.

After you return home, thoroughly clean and dry all of your gear before using it again.

### Artificial cubby set

This manufactured container has an opening on one end that houses a trapping device. Bait must be 8 inches from the opening.



Tilt the trap so bait cannot be seen from above.

applies if you've authorized someone else to use the device. That's why it's important to report stolen trapping devices to the DWR as soon as possible.

You must also keep a record of the individuals who have written authorization to remove your traps, and supply a copy of that record to a conservation officer, upon request.

**Important:** The trapping restrictions in this section do not apply to trapping devices set for coyotes or raccoons, as long as those devices are within 600 feet of a building occupied or used by humans or domestic livestock.

### Use of bait

*Utah Admin. Rule R657-11-10*

In most instances, you may not use protected wildlife or its parts as bait to take a furbearer, cougar, coyote or raccoon. The only exceptions are as follows:

- You may use the white-bleached bones of protected wildlife with no hide or flesh attached.
- You may use parts of legally taken furbearers and nonprotected wildlife.

You may not set trapping devices for furbearers, cougars, coyotes or raccoons within 30 feet of any exposed bait.



Artificial cubby sets must be placed with the top of the opening even with or below the bottom of the bait so that the bait is not visible from above.

Trapping devices may be placed near carcasses of protected wildlife, provided the carcass has not been moved for the purpose of trapping and the trapping device is not located within 30 feet of the carcass.

White-bleached bones with no hide or flesh attached may be set within 30 feet of a trapping device.

Bait used inside an artificial cubby set must be placed at least 8 inches from the opening.

Artificial cubby sets must be placed with the top of the opening even with or below the bottom of the bait so that the bait is not visible from above. (See illustration on page 18.)

If you use bait, you can be held responsible if it becomes exposed for any reason.

**Important:** The trapping restrictions in this section do not apply to trapping devices set for coyotes or raccoons, as long as those devices are within 600 feet of a building occupied or used by humans or domestic livestock.

## Are you allowed to possess a weapon?

*Utah Code §§ 76-11-302 and 76-11-303*

It is illegal under *Utah Code §§ 76-11-302 and 76-11-303* to possess or use a firearm, muzzleloader or any other dangerous weapon if you have been charged or convicted of certain offenses.

The purchase or possession of any hunting license, permit, tag or certificate of registration from the division does not authorize the holder to legally possess or use a firearm, muzzleloader or any other dangerous weapon while hunting if they are otherwise restricted from possessing these weapons under Utah Code.

To determine whether you are allowed to possess a weapon, please review the Utah Code sections listed above or contact the law enforcement agency that oversees your case.

## Accidental trapping

*Utah Admin. Rule R657-11-11*

Any protected wildlife accidentally caught and found alive in a trapping device—including cougar kittens, and female cougars with kittens—must be immediately released unharmed by a person authorized to do so. (See page 17 for a list of individuals who are authorized to remove protected wildlife from a trap.)

If you accidentally trap protected wildlife, you must report it to the DWR within 48 hours.

You must obtain permission from a DWR representative to remove the carcass of any protected wildlife accidentally caught in one of your trapping devices. After removing the carcass, you must turn it over to the division.

Black-footed ferret and lynx are protected species under the Endangered Species Act. If you accidentally trap or capture either of these federally protected species, you must immediately report it to both the U.S. Fish and Wildlife Service and the DWR.

Wolves are protected species in the state of Utah. If you accidentally trap or capture a wolf, you must immediately report it to the DWR.

If you capture or kill an unauthorized species of protected wildlife in a trapping device, you are not criminally liable under state law as long as all of the following circumstances apply:

- You were not attempting to take the unauthorized species.
- You possess a valid trap registration license or a valid written authorization from the owner of the trapping device.
- You possess the licenses, permits and tags required to trap the targeted wildlife species.
- You otherwise comply with the provisions of Utah's Wildlife Code and all regulations that apply to trapping the targeted wildlife species.

## Areas closed to beaver and mink harvest

*Utah Admin. Rule R657-11-25*

The following areas are closed to beaver and mink harvest at all times:

- The following areas are closed to beaver and mink harvest at all times:
- **(New)** Box Elder County—Johnson Creek and Wildcat Creek
- Cache County—Right Hand Fork and Temple Fork drainages (tributaries of the Logan River), Rock Creek and Curtis Creek drainages (tributaries of Blacksmith Fork River) and **(new)** Logan River from the crossing of Franklin Basin Road to the Idaho state line.
- Emery County—San Rafael River
- **(New)** Garfield County—Threemile Creek
- Grand County—Willow Creek, Bitter Creek and Sweetwater drainages
- Garfield and Kane counties—East Fork of the Sevier River and tributaries above Blue Fly Creek
- Garfield and Iron counties—Bear Creek drainage and the following creeks above Panguitch Lake: Blue Springs Creek, Bunker Creek and Deer Creek
- **(New)** Iron County—Little Creek

- Rich County—Big Creek (above ranches), Randolph Creek, Woodruff Creek (above Woodruff Reservoir) and Pine Creek, Dip Hollow and Peggy Hollow within the U.S. Forest Service boundary
- Summit County—Boundary begins at SR-150 and USFS Rd 058; east on this USFS road to USFS Rd 073; east on this road to USFS Rd 072; north on this road to the Utah-Wyoming state line; east on this state line to USFS Rd 017; southeast on this road to USFS Rd 077; south on this road to USFS Rd 082; east on this road to USFS Rd 078; east on this road to USFS Rd 086; east on this road to the Daggett-Summit county line; south on this county line to the Summit-Duchesne county line (summit of the Uinta Mountains); west on this county line to SR-150 at Hayden Pass; north on SR-150 to USFS Rd 058.
- **(New)** Washington County—Reservoir Canyon

There are also trapping-device restrictions on parts of the Colorado, Escalante, Green and Provo rivers, including their tributaries and some of the surrounding land. You can read more about these restrictions in the information box on page 16.

## Loaded firearms in a vehicle

*Utah Code §§§§ 76-11-102, 53-5a-3, 76-11-204 and 53-5a-108*

You may not carry a loaded firearm in or on a vehicle unless you meet all of the following conditions:

- You own the vehicle or have permission from the vehicle's owner.
- The firearm is a handgun.
- You are 18 years of age or older.

A pistol, revolver, rifle or shotgun is considered to be loaded when there is an unexpended cartridge, shell or projectile in the firing position.

Pistols and revolvers are also considered to be loaded when an unexpended cartridge, shell or projectile is in a position whereby the manual operation of any mechanism once would cause the unexpended cartridge, shell or projectile to be fired.

A muzzleloading firearm is considered loaded when it is capped or primed and has a powder charge and ball or shot in the barrel or cylinders.

## Areas where you cannot discharge a firearm

*Utah Code § 76-11-208*

You may not discharge a dangerous weapon or firearm under any of the following circumstances:

- From a vehicle
- From, upon or across any highway
- At power lines or signs
- At railroad equipment or facilities, including any sign or signal
- Within Utah state park camp or picnic sites, overlooks, golf courses, boat ramps or developed beaches
- Without written permission from the owner or property manager, within 600 feet of:
  - A house, dwelling or any other building
  - Any structure in which a domestic animal is kept or fed, including a barn, poultry yard, corral, feeding pen or stockyard

## Spotlighting

*Utah Code §§ 23A-5-309, 53-5a-3, 53-5a-108 and Utah Admin. Rule R657-11-13*

You may not use spotlighting to hunt or harvest protected wildlife.

You may not use a spotlight, headlight or other artificial light to locate any protected wildlife while having in your possession a firearm or other weapon or device that could be used to take or injure protected wildlife.

The use of a spotlight or other artificial light in any area where protected wildlife are generally found is considered probable cause of attempting to locate protected wildlife.

The provisions of this section do not apply to the following individuals:

- A person who uses the headlights of a motor vehicle—or other artificial light—in a usual manner, where there is no attempt or intent to locate protected wildlife.
- A trapper who uses artificial light to illuminate the path and trap sites for the purpose of conducting the required trap

checks. In this instance, the trapper must carry the artificial light. It cannot be a motor vehicle headlight or a light attached to or powered by a motor vehicle. And while checking trapping devices with an artificial light, the trapper may not occupy or operate any motor vehicle.

In addition, the above restrictions do not apply to concealed firearm carriers, provided the person is not using the concealed firearm to hunt or take wildlife.

Some counties allow spotlighting if a hunter is trying to harvest coyote, red fox, striped skunk or raccoon. See *Utah Code § 23A-1-204* and your county laws and ordinances for more information.

Even if your county's laws do not permit spotlighting, you may still use spotlighting to hunt coyote, red fox, striped skunk or raccoon if you are one of the following individuals:

- A landowner (or landowner's agent) who is protecting crops or domestic animals from predation by those animals
- A Wildlife Services agent, acting in an official capacity under a memorandum of understanding with the DWR.

## Trapping on waterfowl management areas

*Utah Admin. Rule R657-11-26*

Trapping wildlife, including non-protected species, on state waterfowl management areas is prohibited, unless specifically authorized by the DWR.

The division uses limited trapping on WMAs to protect wildlife populations and to prevent burrowing damage to the dikes.

To apply for the opportunity to trap muskrats and other furbearers on these WMAs, please visit [wildlife.utah.gov/WMAtrapping](http://wildlife.utah.gov/WMAtrapping) in mid-October.

## Trapping coyotes and raccoons

*Utah Code § 4-23-101 and Utah Admin. Rules R657-11 and R58-14*

The Utah Department of Agriculture and Food has regulatory authority over the state's coyotes and raccoons.

Although the Utah Division of Wildlife Resources does not manage these species, it does have responsibility and authority over trapping and the use of trapping devices capable of catching or killing protected wildlife.

Trapping devices—even those set for coyotes and raccoons—sometimes capture and kill nontarget animals. The DWR regulates trapping and the use of trapping devices to reduce the capture of nontargeted protected species.

This guidebook references both coyotes and raccoons in regulations about the use of trapping devices. Those regulations are in place to:

- Reduce the capture and killing of nontargeted protected wildlife
- Improve the likelihood of successfully releasing nontargeted protected wildlife
- Detect illegal trap sets that target protected wildlife
- Protect law-abiding trappers from criminal liability if they accidentally capture nontargeted protected wildlife

For detailed information on the use of trapping devices in Utah, see pages 17-18 of this guidebook. For more information about the trap registration license requirement, see page 7 or visit [wildlife.utah.gov/trapping-faq](http://wildlife.utah.gov/trapping-faq).

## Carrying a dangerous weapon while under the influence of alcohol or drugs

*Utah Code § 76-11-217*

You may not carry a dangerous weapon or hunt furbearers, cougars, coyotes or raccoons while under the influence of alcohol or drugs. Please see [wildlife.utah.gov/rules](http://wildlife.utah.gov/rules) for more information.

## Use of dogs

*Utah Code § 23A-5-309 & Utah Admin. Rules R657-11-14 and R657-10-11*

You may use dogs to pursue or harvest furbearers from 30 minutes before sunrise to 30 minutes after sunset, and only during the open seasons listed in this guidebook. See page 27 for season dates and bag limits.

If you are the owner or handler of the dogs, you must have a valid furbearer license in your possession while you are pursuing and harvesting a furbearer.

When dogs are used to pursue furbearers, the licensed hunter who intends to take the furbearer must be present when the dogs are released. Then, the licensed hunter must continuously participate in the hunt until it ends.

For regulations pertaining to the use of dogs to take cougars, see the current *Utah Black Bear and Cougar Guidebook*.

## Use of weapons on waterfowl management areas

*Utah Admin. Rule R657-9-9*

You may only discharge a shotgun (with nontoxic shot) or archery tackle on the following waterfowl management areas and other DWR-managed properties during the specified waterfowl hunting seasons or as authorized by the division:

- Box Elder County—Harold S. Crane, Locomotive Springs, Public Shooting Grounds and Salt Creek
- Daggett County—Brown's Park
- Davis County—Farmington Bay, Howard Slough and Ogden Bay

## Wolf management in Utah

Wolves have been documented dispersing into Utah from neighboring states, but there are currently no known established breeding packs in the state. Wolves in most of Utah are protected under the federal Endangered Species Act; the DWR has management authority only in the area both north of I-80 and east of I-84.

- Emery County—Desert Lake
- Juab County—Mills Meadow
- Millard County—Clear Lake and Topaz Slough
- Sanpete County—Manti Meadows
- Tooele County—Blue Lake and Timpie Springs
- Uintah County—Stewart Lake
- Utah County—Powell Slough, Utah Lake Wetland Preserve
- Wayne County—Bicknell Bottoms
- Weber County—Ogden Bay and Harold S. Crane

You may not discharge a firearm, crossbow or archery tackle on any of these areas listed at any time of the year except during the specified waterfowl hunting seasons or as authorized by the Division.

## State parks

*Utah Code § 76-11-208 and Utah Admin. Rule R651-614-4*

Hunting of wildlife is allowed within the boundaries of all state park areas, **except** those areas and hunts specifically closed by the Utah Division of State Parks in *Utah Admin. Rule R651-614*. For more information, visit [stateparks.utah.gov/resources/hunting-at-state-parks](http://stateparks.utah.gov/resources/hunting-at-state-parks).

State laws regarding the possession and discharge of dangerous weapons apply in state park areas open to hunting. For information about discharging a dangerous weapon or firearm in a state park, see the *Areas where you cannot discharge a firearm* section on page 21 or review *Utah Code § 76-11-208*.

**Important:** The general public may **not** hunt, kill or trap wolves anywhere in Utah. If you do inadvertently trap or capture a wolf, please contact the division immediately.

The Utah Wolf Management Plan outlines Utah's strategies and protocols for managing wolves statewide. You can see the management plan and learn more about wolves at [wildlife.utah.gov/wolf](http://wildlife.utah.gov/wolf).

## Trespassing

*Utah Code §§ 23A-5-317 and 23A-5-310*

While taking wildlife or engaging in wildlife-related activities, you may not—without documented permission—enter or remain on privately owned land that is:

- Cultivated
  - Properly posted
  - Fenced or enclosed in a manner designed to exclude intruders
- In addition, you may not:

- Enter or remain on private land when directed not to do so by the owner or a person acting for the owner.
- Obstruct any entrance or exit to private property.

“Cultivated land” is land that is readily identifiable as land whose soil is loosened or broken up for the raising of crops, land used for the raising of crops, or a pasture that is artificially irrigated.

“Permission” means documented authorization from the owner or person in charge to enter upon private land that is cultivated or properly posted. Permission must include all of the following details:

- The signature of the owner or person in charge
- The name of the person being given permission
- The appropriate dates
- A general description of the land

“Properly posted” means that signs prohibiting trespass—or bright yellow, bright orange or fluorescent paint—are clearly displayed at all corners, on fishing streams crossing property lines, and on roads, gates and rights-of-way entering the land. Or, they are displayed in a manner that is visible to a person in the area.

You may not post private property you do not own or legally control or land that is open to the public as provided by *Utah Code § 23A-6-402*. In addition, it is unlawful to take protected wildlife or its parts while trespassing in violation of *Utah Code § 23A-5-317*.

You are guilty of a class B misdemeanor if you violate any provision described in this section. Your license, tag or permit privileges may also be suspended.

## Restricted areas

Utah military installations (including Camp Williams) and federal wildlife refuges are closed to hunting, trapping and trespassing, unless otherwise authorized.

If you are hunting on Native American trust lands, you must observe the tribe’s wildlife regulations.

## Wildlife management areas

*Utah Admin. rules R657-11-32 and R657-10-23*

Most DWR-owned wildlife management areas are closed to motor vehicles. You may only access one of these areas in a motor vehicle if you have already obtained written authorization from the appropriate DWR regional office.

Goshen Warm Springs WMA is closed to all hunting, trapping and trespassing.

**New license requirement:** Anyone 18 years old or older must have a valid Utah hunting, fishing or combination license to access waterfowl and wildlife management areas in Utah’s four largest counties (Davis, Salt Lake, Utah and Weber counties, based upon population). This new law was passed by the

## Appointment needed for bobcat tagging

Need to bring the lower jaw and pelt of a bobcat to a DWR office for permanent tagging? **You must make an appointment.** (See page 2 for contact info.) Otherwise, you run the risk of not having someone available to help you.

Before you arrive, please remove as much flesh from the jaw and pelt as possible.

You should also allow the jaw and pelt to dry in the open air. Do not use a storage or transport container made of plastic—use a paper bag or cardboard box instead. This will help prevent the jaw from decaying.

**Remember:** You must surrender the bobcat’s lower jaw when you receive a permanent tag.

Utah Legislature, effective May 7, 2025. WMAs are primarily funded by the sales of Utah hunting, fishing and combination licenses and by federal excise taxes (which are paid on hunting and fishing equipment)—typically, state taxes do not pay for them. Visit [wildlife.utah.gov/wmas](http://wildlife.utah.gov/wmas) for details about which WMAs require a license, exemptions and more.

## Possession, sale and transportation

### Transporting furbearers

*Utah Code § 23A-5-302 & Utah Admin. Rule R657-11-16*

You may only transport the green pelts of furbearers if you possess the appropriate license and permits. If you have harvested bobcat or marten, they must be correctly tagged. For more information on attaching temporary and permanent tags, see page 13.

A registered Utah fur dealer—or that person’s agent—may transport or ship green pelts of furbearers within Utah.

No one may transport or possess live protected wildlife, except as permitted by *Utah Admin. Rule R657-3*.

You do not need a furbearer license in order to transport green pelts of coyote, muskrat, raccoon, red fox or striped skunk.

## Exporting furbearers from Utah

*Utah Admin. Rule R657-11-17*

You may not export or ship the green pelt of any furbearer from Utah without first obtaining a valid shipping permit from the DWR.

You do not need a shipping permit in order to export green pelts of coyote, muskrat, raccoon, red fox or striped skunk from Utah.

## Sales

*Utah Admin. Rule R657-11-18*

If you possess a valid furbearer license, you may sell, offer for sale, barter or exchange only those species you were licensed to take and that you legally harvested.

Any person who obtains a valid fur dealer or fur dealer's agent certificate of registration may buy, sell or trade green pelts or parts of furbearers within Utah.

Fur dealers (or their agents and taxidermists) must keep records of all transactions dealing with green pelts of furbearers. Those records must contain all of the following information:

- The transaction date
- The name, address, license number and tag number of each seller

If the ownership of a pelt changes, the above information must be listed on a receipt issued to the new owner.

You may possess legally acquired furbearers and tanned hides—without possessing a furbearer license—as long as you can provide proof of legal ownership.

A furbearer license is not required to sell or possess coyote, muskrat, raccoon, red fox or striped skunk or their parts.

## Ways to report poachers

*Utah Admin. Rule R657-51*

If you witness an in-progress wildlife violation—or you know of a previously committed wildlife crime—you have several ways to contact Utah Department of Natural Resources conservation officers. You can report violations anonymously, if preferred.

Visit [wildlife.utah.gov/utip](http://wildlife.utah.gov/utip) to learn more about your contact options, which are listed here in order of urgency:

1. Text a conservation officer at 847411
2. Call our hotline at 800-662-3337
3. Send a tip using the UTDWR law enforcement app
4. Submit an online report at [wildlife.utah.gov/utip](http://wildlife.utah.gov/utip)

Visit [wildlife.utah.gov/utip](http://wildlife.utah.gov/utip) to access UTDWR app download links, and see which regional office code you should include in a text to officers. (The codes ensure that texts get to the regions and officers in the best position to respond.)

We encourage you to report any poaching activities immediately. Thank you for helping to protect Utah's wildlife.

The sale of green cougar pelts is allowed, and the sale of cougar claws if they are still attached to the hide. Any pelt must still have a permanent tag issued by the DWR within 48 hours of harvest.

## Wasting wildlife

*Utah Code § 23A-5-314 & Utah Admin. Rules R657-10-19 and R657-11-19*

You may not waste—or permit to be wasted or spoiled—any protected wildlife or its parts.

You may, however, leave the skinned carcass of a furbearer in the field. This action does not constitute waste of wildlife.

## Processing and taxidermy of protected wildlife

*Utah Code § 23A-4-709 and Utah Admin. Rule R657-5-17*

A butcher or owner/employee of a locker or storage plant may not receive the carcass of protected wildlife unless the animal is properly tagged or there is a valid donation slip. Taxidermists must keep records of all received protected wildlife parts—including the date of receipt and documentation of the associated hunting license or permit—for at least three years.

## Depredation

### Badger, weasel and spotted skunk

*Utah Admin. Rule R657-11-20*

If a badger, weasel or spotted skunk is creating a nuisance or causing damage, you may harvest it at any time—without a license—as long as you do not sell or trade the animal or its parts.

## Red fox and striped skunk

*Utah Admin. Rule R657-11-20*

Red fox and striped skunk may be taken at any time without a furbearer license.

## Bobcat

*Utah Admin. Rule R657-11-21*

A Utah Department of Agriculture and Food agent may remove or harvest a depredating bobcat as long as the agent is supervised by the UDAF's livestock protection program and is following DWR-approved procedures.

A livestock owner or the owner's employee may take bobcats that are harassing livestock. The employee must be on a regular payroll and not hired specifically to take furbearers.

Any bobcat harvested by a livestock owner or an employee must be surrendered to the division within 72 hours.

## Beaver

*Utah Code § 23A-8-203 & Utah Admin. Rule R657-11-22*

If a beaver is causing damage or exhibiting other nuisance behavior, you may harvest or remove it during closed seasons, but you must first obtain a nuisance permit from a DWR office or conservation officer.



## Furharvester education

provides instruction on responsible trapping, the use of trapping devices, laws, firearm safety, trapping ethics and more.

[wildlife.utah.gov/hunter-education](https://wildlife.utah.gov/hunter-education)

## Utah Trappers Association

offers furharvester education courses, as well as skill-building and mentorship opportunities. They also host an annual fur sale.

[utahtrappers.org](https://utahtrappers.org)



# SEASON DATES AND BAG LIMITS

Utah Admin. Rules R657-10 & R657-11-25

## Badger

- Season dates: Sept. 15, 2025–March 1, 2026
- Areas open: Statewide\*
- Bag limit: No limit

## Beaver

- Season dates: Sept. 15, 2025–April 1, 2026
- Areas open: Statewide\*, **except the areas listed in the information box on page 20.**
- Bag limit: No limit
- Notes: There are trapping-device restrictions on and near sections of the Colorado, Escalante, Green and Provo rivers. See the information box on page 16 for more information.

## Bobcat

- Season dates: Nov. 15, 2025–March 1, 2026
- Areas open: Statewide\*
- Bag limit: One per permit, up to a maximum of six
- Possession limit: One per permit, up to a maximum of six

## Cougar

- Season dates: Year-round
- Areas open: Statewide\*
- Bag limit: No limit
- Possession limit: No limit

## Coyote

- You do not need a furbearer license to harvest coyotes.
- Participants in Utah's Predator Control Program receive compensation for removing coyotes. See the information box on page 28 or visit [wildlife.utah.gov/predators](http://wildlife.utah.gov/predators) to learn more about this program.

## Trappers Association reward program

Every year, thieves steal valuable traps from Utah trappers.

The Utah Trappers Association is offering a reward—up to \$500—to individuals who report trap theft to the DWR, which results in a successful prosecution. If you see someone stealing a trap, report it by texting 847411 or calling 800-662-3337.

If you encounter traps while outdoors, you have a legal obligation to respect that private property. At the same time, trappers have an ethical obligation not to set traps in areas where they are likely to be encountered by the general public or their pets.

## Gray fox

- Season dates: Sept. 15, 2025–March 1, 2026
- Areas open: Statewide\*
- Bag limit: No limit

## Kit fox

- Season dates: Sept. 15, 2025–March 1, 2026
- Areas open: Statewide\*
- Bag limit: No limit
- **Important:** The kit fox is considered a Species of Greatest Conservation Need in Utah. The DWR encourages trappers to release all kit fox unharmed.

\* National wildlife refuges, Native American trust lands and waterfowl management areas may have special regulations.

## Marten

- Season dates: Sept. 15, 2025–March 1, 2026
- Areas open: Daggett, Duchesne, Summit and Uintah counties\*
- Bag limit: No limit
- Notes: Marten may be taken only with an elevated, covered set in which the maximum trap size shall not exceed 1½ foothold or 160 Conibear.

## Mink

- Season dates: Sept. 15, 2025–April 1, 2026
- Areas open: Statewide\*, **except the areas listed in the information box on page 20.**
- Bag limit: No limit
- Notes: There are trapping-device restrictions on and near sections of the Colorado, Escalante, Green and Provo rivers. See the information box on page 16 for more information.

## Muskrat

- Season dates: Year-round
- Areas open: Statewide\*
- Bag limit: No limit
- Notes: You do not need a furbearer license to harvest muskrat. You will need a special permit if you plan to trap muskrat on a waterfowl management area. For more information, visit [wildlife.utah.gov/WMA-trapping](http://wildlife.utah.gov/WMA-trapping) in mid-October.

## Raccoon

- You do not need a furbearer license to harvest raccoons.

## Red fox

- Season dates: Year-round
- Areas open: Statewide\*
- Bag limit: No limit
- Note: You do not need a furbearer license to harvest red fox.

## Utah's Predator Control Program

The Utah Predator Control Program launched after the Utah Legislature passed the Mule Deer Protection Act in 2012. The program provides incentives for members of the public to remove coyotes for the benefit of Utah's mule deer populations. Participants in the program receive up to \$50 for each properly documented coyote that they kill in Utah. Higher bounties (up to \$100) are paid for coyotes killed within designated mule deer habitat areas.

Participants in Utah's Predator Control Program are required to meet a variety of program requirements. For detailed information about these requirements—and how they might affect you—visit [wildlife.utah.gov/predators](http://wildlife.utah.gov/predators).

## Ringtail

- Season dates: Sept. 15, 2025–March 1, 2026
- Areas open: Statewide\*
- Bag limit: No limit

## Spotted skunk

- Season dates: Sept. 15, 2025–March 1, 2026
- Areas open: Statewide\*
- Bag limit: No limit

## Striped skunk

- Season dates: Year-round
- Areas open: Statewide\*
- Bag limit: No limit
- Note: You do not need a furbearer license to harvest striped skunk.

## Weasel

- Season dates: Sept. 15, 2025–March 1, 2026
- Areas open: Statewide\*
- Bag limit: No limit

\* National wildlife refuges, Native American trust lands and waterfowl management areas may have special regulations.

## DEFINITIONS

Utah Code § 23A-1-101 and Utah Admin. Rule R657-11-2

**Artificial cubby** set means any manufactured container with an opening on one end that houses a trapping device.

**Bait** means any lure containing animal parts larger than one cubic inch, with the exception of white-bleached bones with no hide or flesh attached.

**Cage trap** means any enclosure containing a one-way door triggered by a treadle or pan that prevents escape of an animal after the door closes.

**Carcass** means the dead body of an animal or its parts.

**Certificate of registration** means a document issued under the Wildlife Resources Code, or any rule or proclamation of the Wildlife Board granting authority to engage in activities not covered by a license, permit or tag.

**Cougar** means *Puma concolor*, commonly known as mountain lion, lion, puma, panther or catamount.

**Cougar kitten** means a cougar that has obvious spots on its sides or its back, or has obvious leg barring coloration.

**Domicile** means the place:

- where an individual has a fixed permanent home and principal establishment;
- to which the individual if absent, intends to return and has an actual plan, method, and means to return to the individual's domicile within six months;
- in which the individual and the individual's family voluntarily reside, not for a special or temporary purpose, but with the intention of making a permanent home; and
- is a place where the individual resides for the majority of the individual's time.

To create a new domicile an individual must:

- abandon the old domicile; and
- be able to prove that a new domicile has been established.

**Exposed bait** means bait that is visible from any angle, except when used in an artificial cubby set.

**Foothold trap** means any underspring or jump trap, longspring trap or coil-spring trap with two smooth arms or jaws that come together when an animal steps on a pan in the center of the trap.

**Furbearer** means species of the *Bassariscidae*, *Canidae*, *Felidae*, *Mustelidae* and *Castoridae* families, except coyote and cougar.

**Fur dealer** means any individual engaged in, wholly or in part, the business of buying, selling, or trading skins or pelts of furbearers within Utah.

**Fur dealer's agent** means any person who is employed by a resident or nonresident fur dealer as a buyer.

**Good condition** means the carcass is fresh or frozen and securely wrapped to prevent decomposition so that the tissue remains suitable for analysis.

**Green pelt** means the untanned hide or skin of any furbearer.

**Livestock** means cattle, sheep, goats and turkeys.

**Night-vision device** means anything that enhances visible and non-visible light and includes the use of night-vision devices, thermal-imaging devices, infrared-imaged devices and other electronic devices that enhance the visible and non-visible light spectrum. Trail cameras are not a night-vision device.

**Nonresident** means a person who does not qualify as a resident.

**Owner** means the person who has been issued a trap registration number associated with one or more trapping devices.

**Permit** means a document, including a stamp, that grants authority to engage in specified activities under the Wildlife Resources Code or a rule or proclamation of the Wildlife Board.

**Possession** means actual or constructive possession.

**Protected wildlife** means the animals defined in the “wildlife” definition below. It does not include coyote, field mouse, gopher, ground squirrel, jackrabbit, muskrat and raccoon.

**Pursue** means to chase, tree, corner or hold a furbearer at bay.

**Resident** means a person who has a domicile (fixed permanent home and principal establishment) in Utah for six consecutive months immediately preceding the purchase of a license, or application of a license, permit, or tag, and does not claim residency for hunting, fishing or trapping in any other state or country.

An individual retains Utah residency if he or she leaves Utah to serve in the armed forces of the United States, or for religious or educational purposes, and does not claim residency for hunting, fishing or trapping in any other state or country.

Members of the armed forces of the United States and dependents are residents as of the date the member reports for duty under assigned orders in Utah, if:

- The member is **not** on temporary duty in Utah and does **not** claim residency for hunting, fishing or trapping in any other state or country.
- The member presents a copy of his or her assignment orders to a Division office to verify the member’s qualification as a resident.

A nonresident attending an institution of higher learning in Utah as a full-time student may qualify as a resident if the student has been present in Utah for 60 consecutive days

immediately preceding the purchase of the license or permit and does **not** claim residency for hunting, fishing or trapping in any other state or country.

A Utah resident license or permit is invalid if a resident license for hunting, fishing or trapping is purchased in any other state or country.

An individual **does not** qualify as a resident if he or she is an absentee landowner paying property tax on land in Utah.

**Scent** means any lure—composed of material of less than one cubic inch—that has a smell intended to attract animals.

**Sell** means to offer or possess for sale, barter, exchange or trade. It is also the act of selling, bartering, exchanging or trading.

**Tag** means a card, label or other identification device issued for attachment to the carcass of protected wildlife.

**Take** means to hunt, pursue, harass, catch, capture, possess, gather, angle, seine, trap or kill any protected wildlife; or attempt any of these actions.

**Trail camera** means a device that is not held or manually operated by a person and is used to capture images, video, or location data of wildlife using heat, or motion to trigger the device. Trail cameras are not a night-vision device.

**Trapping** means taking protected wildlife with a trapping device.

**Trapping device** means any apparatus used to remotely capture or kill an animal, including a cage trap, foothold trap, snare wire or any other body-gripping mechanism.

**Wildlife** means crustaceans—including brine shrimp and crayfish—and all vertebrate animals living in nature, except feral animals.

# We want to hear from you.



1. Check the **DWR wildlife calendar** for upcoming meeting dates and agenda topics.
2. **Review proposals** on the DWR website or our YouTube channel.
3. **Attend a public meeting** in your region to share comments or **submit feedback online** during the public comment period.

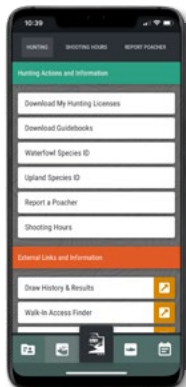


The **Utah Wildlife Board** creates wildlife-related rules for the state. The board considers recommendations from **The Division of Wildlife Resources** and the five **Regional Advisory Councils**. Each **RAC** depends on **public feedback** for guidance on agenda items and their recommendations for the board.

\*Scan the QR or visit [wildlife.utah.gov/getting-involved](http://wildlife.utah.gov/getting-involved) to learn more about the public process and how you can get involved.



*The Utah Wildlife Board meets eight times a year at the Eccles Wildlife Education Center at Farmington Bay.*



UTAH DIVISION OF WILDLIFE RESOURCES

## Hunting & Fishing App

Keep regulations, licenses, season dates and other important hunting resources at your fingertips!



Available for **FREE** for both iOS and Android devices. Learn more at [wildlife.utah.gov/mobileapp](http://wildlife.utah.gov/mobileapp).

