



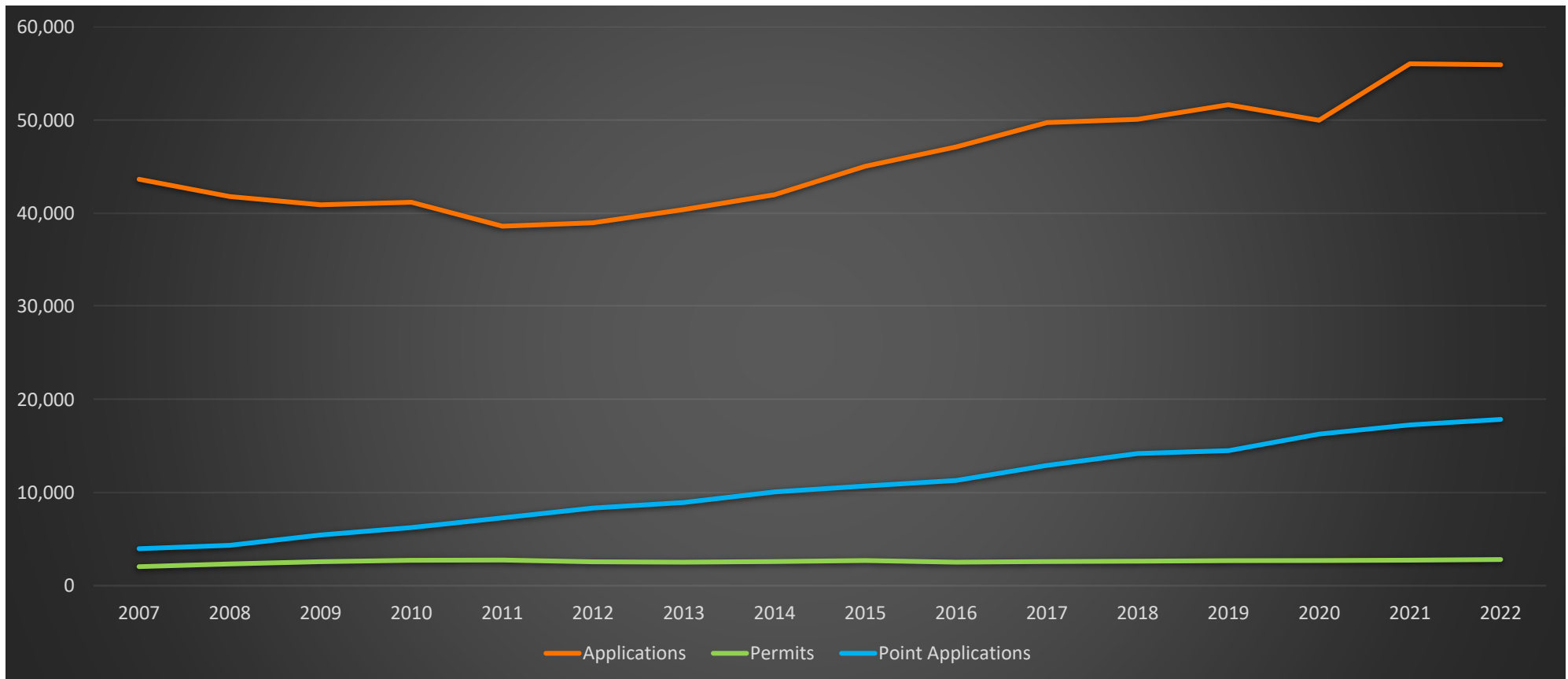
ELK DATA



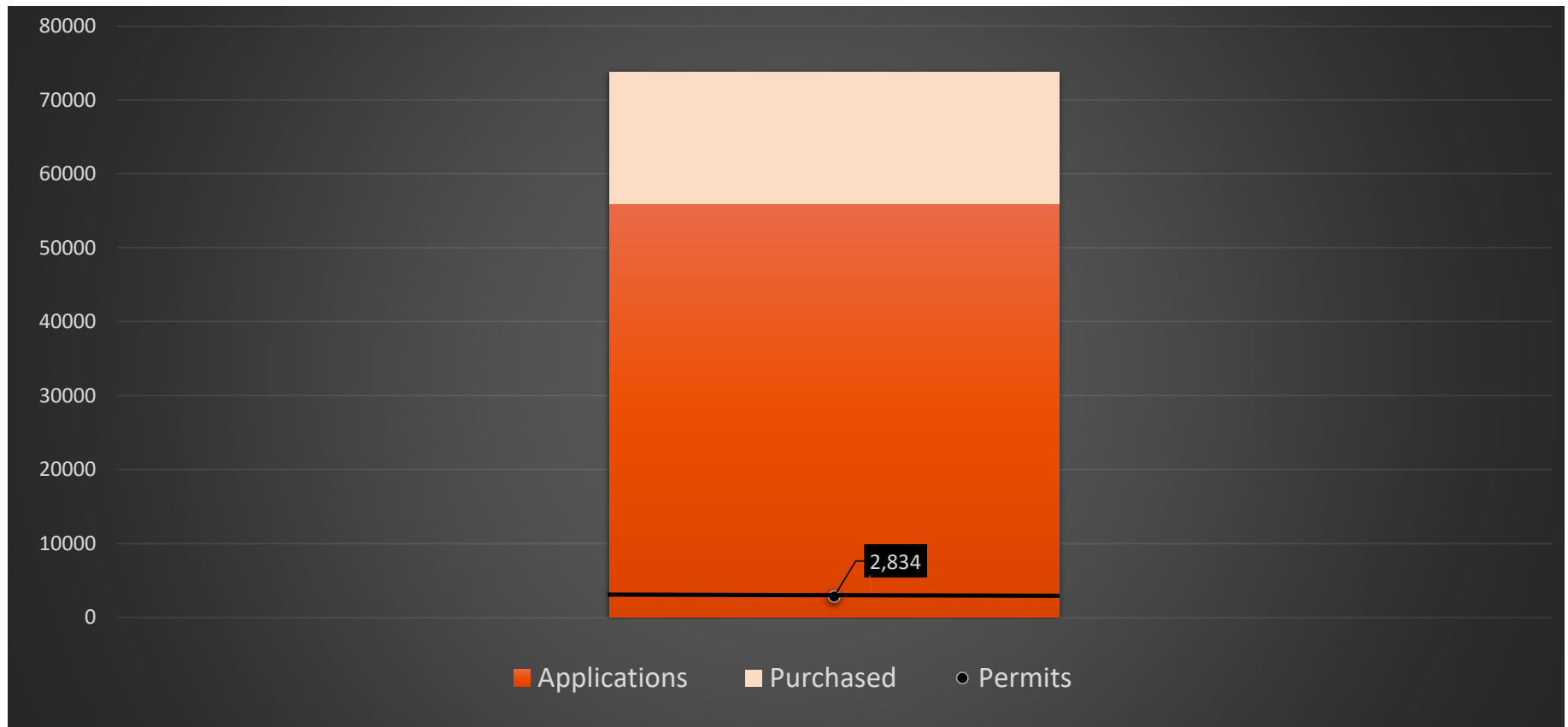


LIMITED-ENTRY ELK

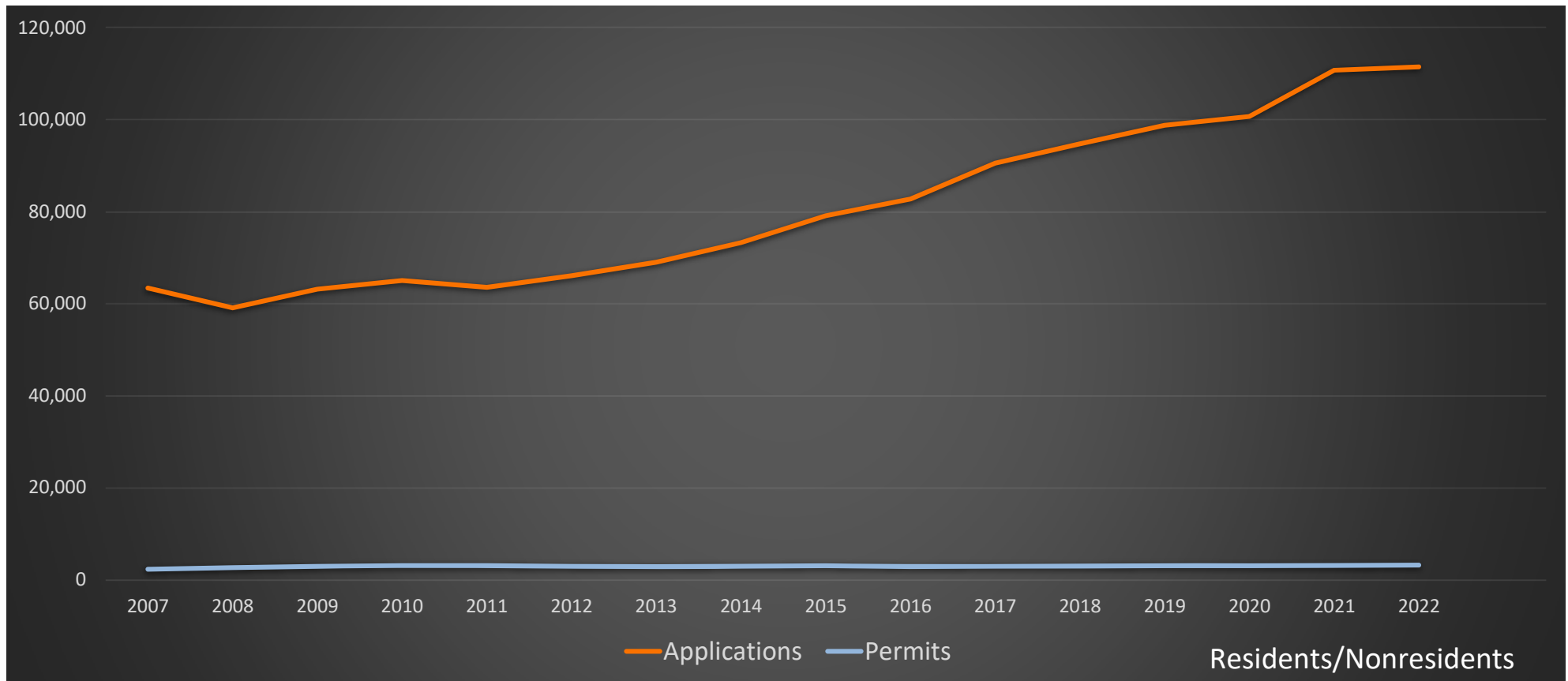
LIMITED-ENTRY BULL ELK: RESIDENTS ONLY



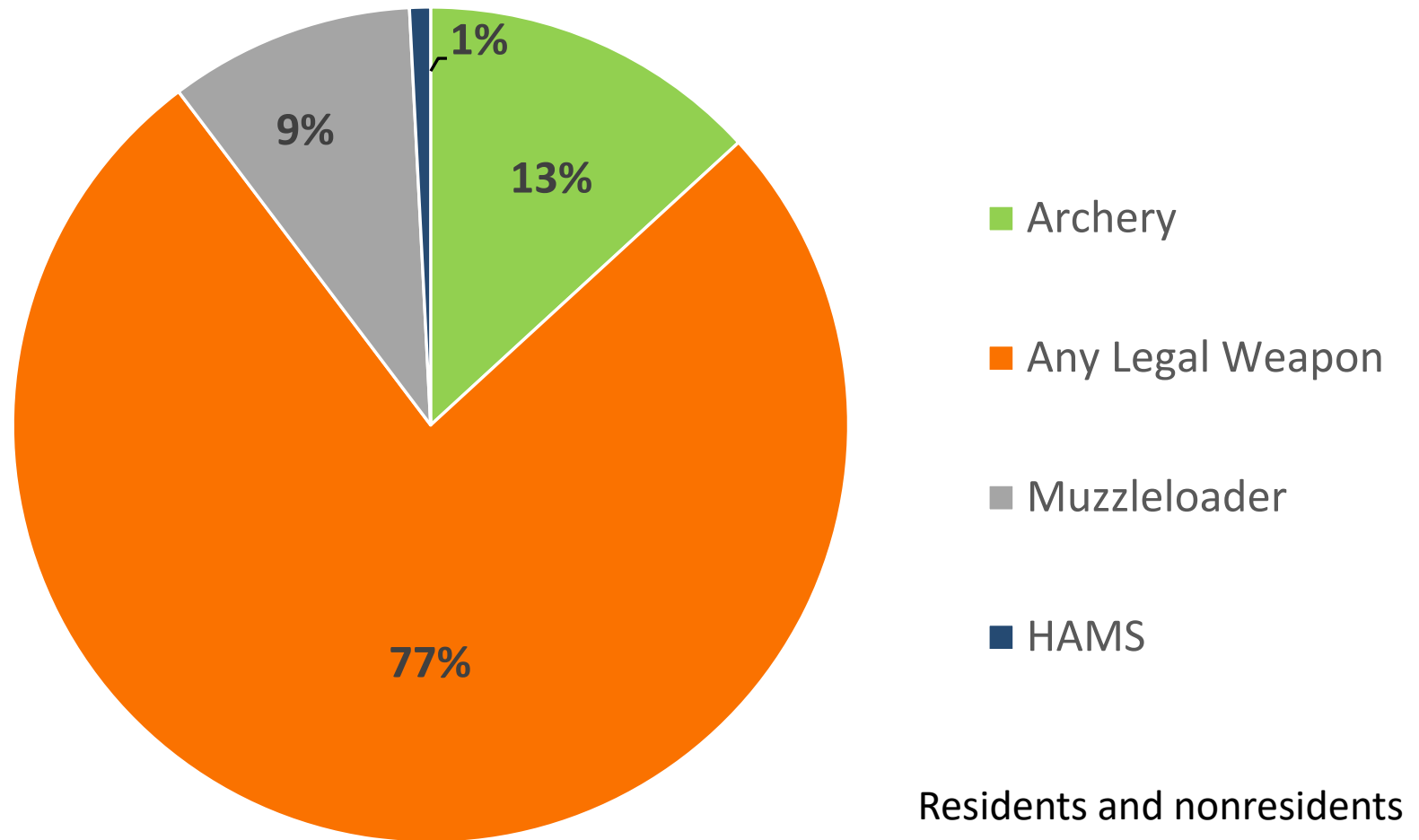
2022 LIMITED-ENTRY BULL ELK: HUNT APPLICATIONS VS. PERMITS



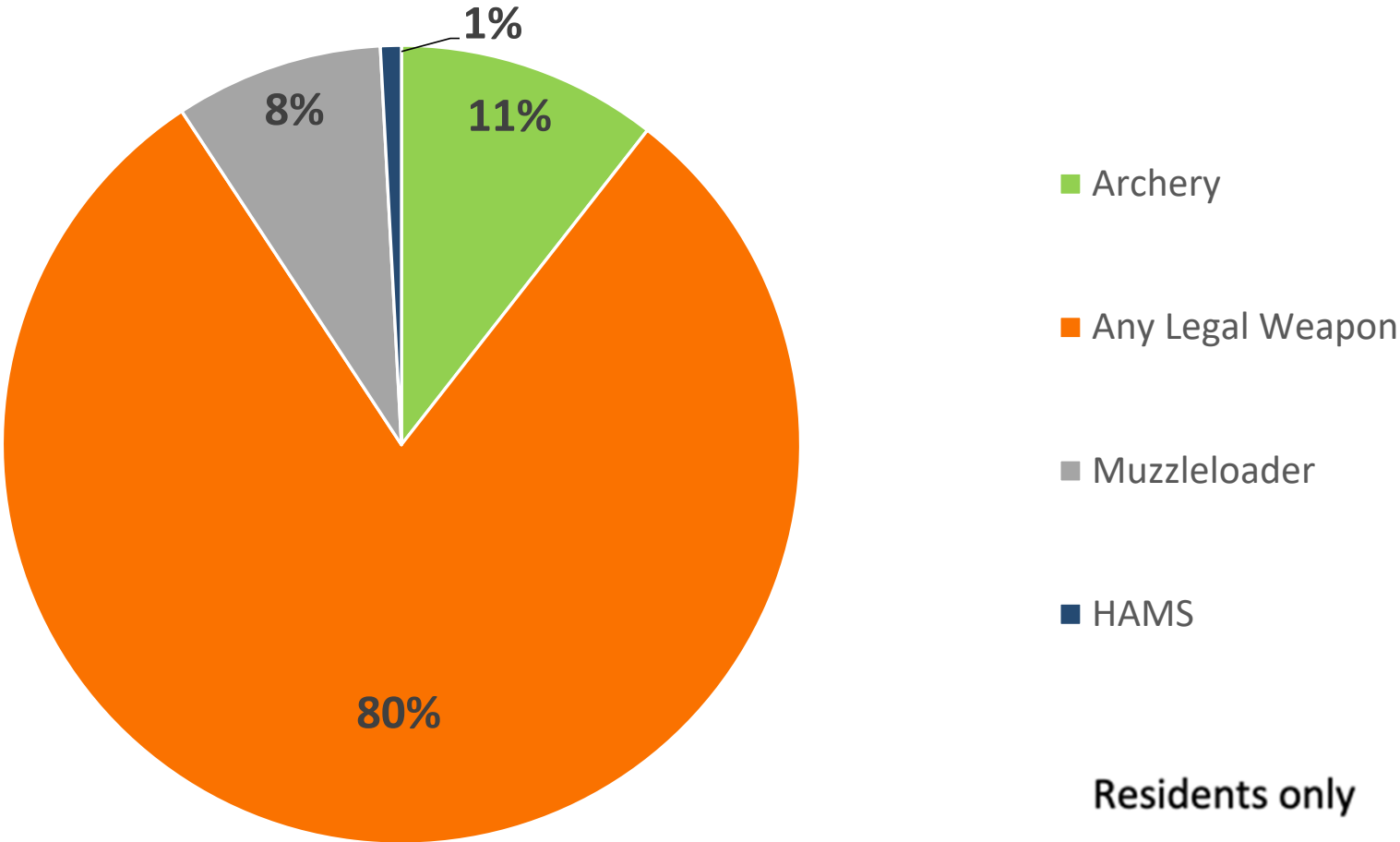
LIMITED-ENTRY BULL ELK: APPS/POINTS



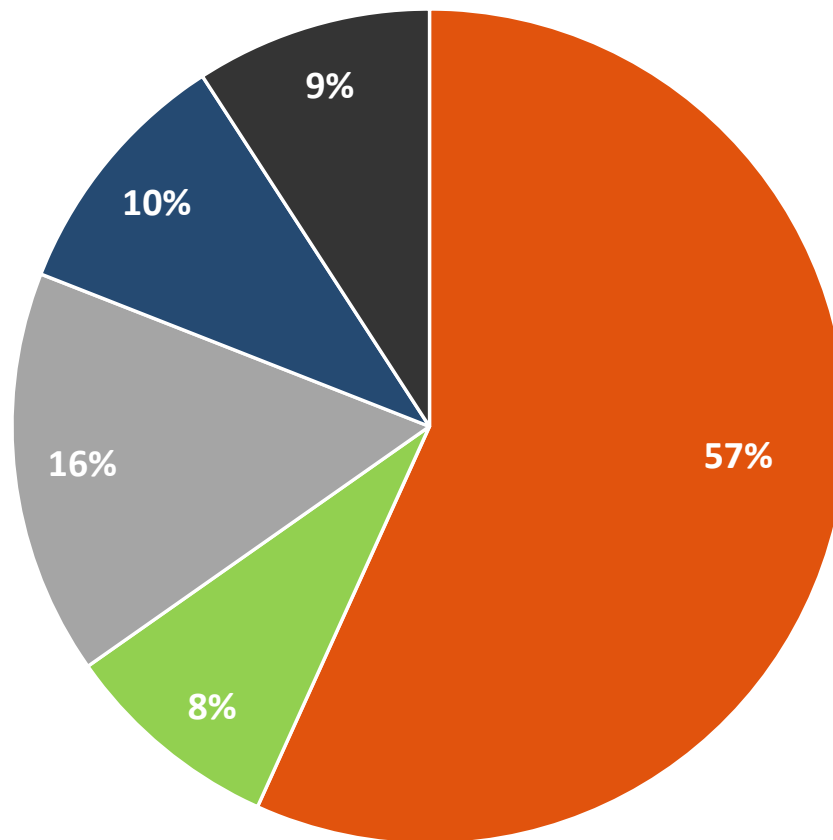
BREAKOUT BY WEAPON TYPE



BREAKOUT BY WEAPON TYPE



BREAKOUT OF ANY LEGAL WEAPON APPLICATIONS



■ Early Season

■ Mid Season

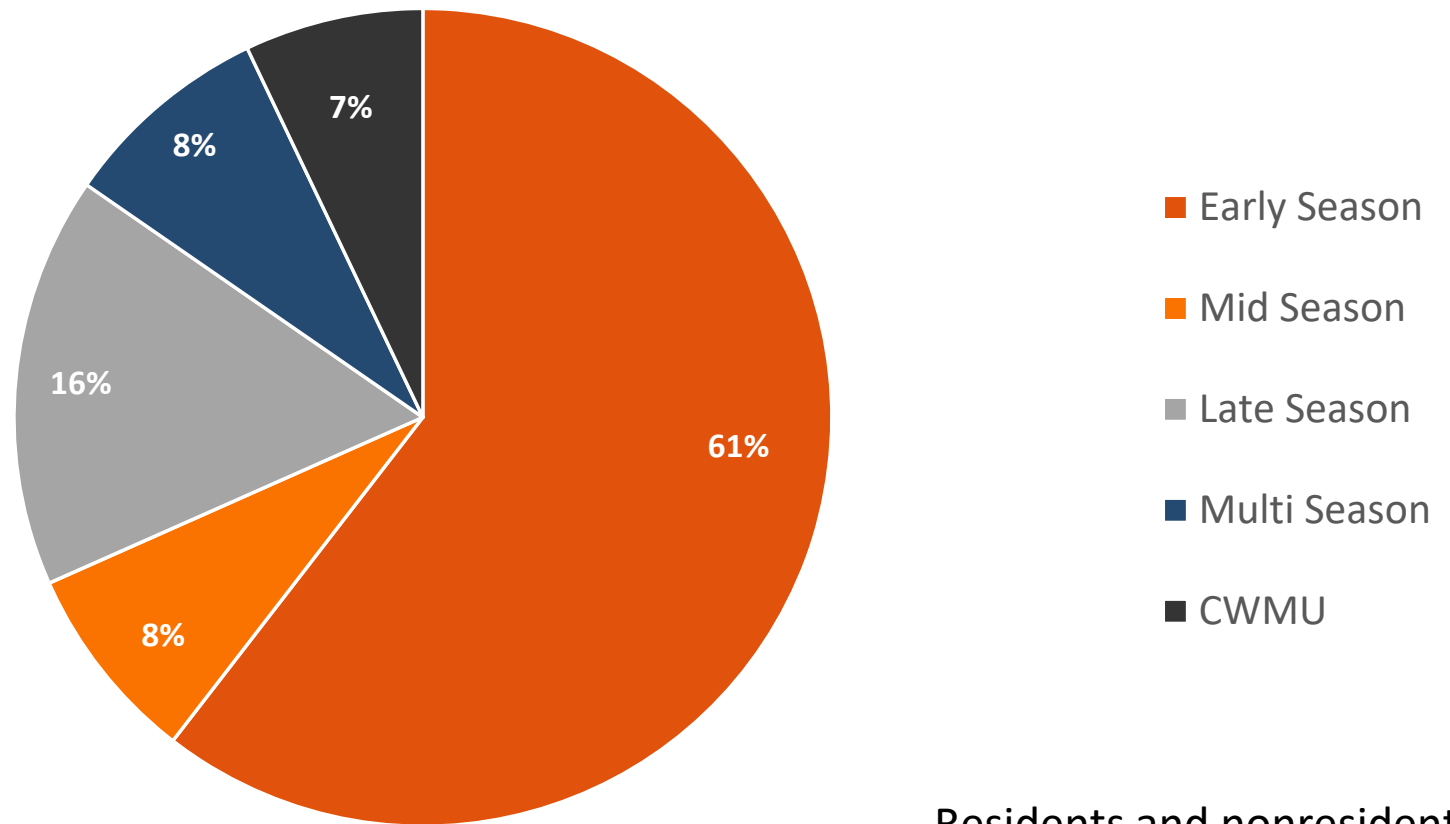
■ Late Season

■ Multi season

■ CWMU

Residents only

BREAKOUT OF ANY LEGAL WEAPON APPLICATIONS



LIMITED-ENTRY ELK (4.5 – 5 YEARS)

UNIT NAME	2016 PERMITS ISSUED	2016 DRAW ODDS	2016 DRAW ODDS, EXCLUDES ARCHERY	2022 PERMITS ISSUED	2022 DRAW ODDS	2022 DRAW ODDS, EXCLUDES ARCHERY
Box Elder, Grouse Creek	20	1 in 12.4	N/A	28	1 in 14.6	N/A
Box Elder, Sawtooth*				6*	1 in 3.3	N/A
Box Elder, Pilot Mtn	7	1 in 22.7	N/A	15	1 in 23.8	1 in 30.5
Cache, North*	29	1 in 15.8	1 in 19.4	36*	1 in 9.1	N/A
Paunsaugunt	73	1 in 4.2	1 in 5.2	54	1 in 8.8	1 in 11.4

2022 — There are approximately 700 elk: offered 97 bull permits. Annual permits are about 14% of the total population.

***September Archery/HAMS hunt — not included in the total number of permits/population.**

LIMITED-ENTRY ELK (5.5 – 6 YEARS)

UNIT NAME	2016 PERMITS ISSUED	2016 DRAW ODDS	2016 DRAW ODDS, EXCLUDES ARCHERY	2022 PERMITS ISSUED	2022 DRAW ODDS	2022 DRAW ODDS, EXCLUDES ARCHERY
Central Mtns, Manti	394	1 in 13.5	1 in 16.3	504	1 in 17.7	1 in 20.7
Central Mtns, Nebo [^]	53	1 in 21.5	1 in 24	53	1 in 34.4	1 in 39.2
La Sal, Dolores Triangle	5	1 in 13.2	N/A	5	1 in 20.4	N/A
La Sal, La Sal Mtns	103	1 in 8.0	1 in 9.4	117	1 in 10.4	1 in 11.7
Nine Mile, Anthro	17	1 in 15.8	1 in 20.9	54	1 in 1.9	N/A
North Slope, Three Corners	36	1 in 18.4	1 in 22.4	23	1 in 25.7	1 in 28.4
Oquirrh-Stansbury*	21	1 in 22.3	1 in 27.5	26*	1 in 5.2	N/A
Plateau, Fishlake/Thousand Lakes	167	1 in 11.3	1 in 13.4	226	1 in 13.5	1 in 15.9
Wasatch Mtns	666	1 in 11.8	1 in 15.0	835	1 in 11.3	1 in 13.0

2022 — There are approximately 29,850 elk: offered 1,817 bull permits. Annual permits are about 6% of the total population.

***September Archery/HAMS hunt — not included in the total number of permits/populations.**

[^]Indicates a change in age objective from the 2020 mid-plan revision of the statewide elk plan.

LIMITED-ENTRY ELK (6.5 – 7 YEARS)

UNIT NAME	2016 PERMITS ISSUED	2016 DRAW ODDS	2016 DRAW ODDS, EXCLUDES ARCHERY	2022 PERMITS ISSUED	2022 DRAW ODDS	2022 DRAW ODDS, EXCLUDES ARCHERY
Book Cliffs, Bitter Creek/South	134	1 in 19.7	1 in 24.3	63	1 in 31.4	1 in 39.3
Cache, Meadowville^	66	1 in 2.3	1 in 2.9	51	1 in 3.6	1 in 4.3
Cache, South	68	1 in 25.2	1 in 29.9	28	1 in 84.9	1 in 102.3
Monroe	29	1 in 88	1 in 108.8	45	1 in 63.4	1 in 79.1
Mt Dutton	64	1 in 19.2	1 in 23.7	48	1 in 29.6	1 in 35.3
Panguitch Lake	46	1 in 30.8	1 in 38.4	37	1 in 60.8	1 in 71.5
South Slope, Diamond Mtn	42	1 in 19.6	1 in 24.3	59	1 in 22.9	1 in 28.3
Southwest Desert, South				83	1 in 21.8	1 in 27
Southwest Desert	94	1 in 27.2	1 in 33.6			
Southwest Desert, North*				14*	1 in 5.7	N/A

2022 — There are approximately 13,230 elk: offered 414 bull permits. Annual permits are about 3% of the total population.

***September Archery/HAMS hunt — not included in the total number of permits/populations.**

^Indicates a change in age objective from the 2020 mid-plan revision of the statewide elk plan

LIMITED-ENTRY ELK (7.5 – 8 YEARS)

UNIT NAME	2016 PERMITS ISSUED	2016 DRAW ODDS	2016 DRAW ODDS, EXCLUDES ARCHERY	2022 PERMITS ISSUED	2022 DRAW ODDS	2022 DRAW ODDS, EXCLUDES ARCHERY
Beaver, East	23	1 in 72.0	1 in 89.5	57	1 in 42.4	1 in 50.8
Book Cliffs, Little Creek Roadless	40	1 in 18.8	1 in 24.7	7	1 in 67.6	1 in 83.8
Fillmore, Pahvant	51	1 in 48.3	1 in 60.8	47	1 in 41.3	1 in 51.3
Plateau, Boulder/Kaiparowits	72	1 in 30.5	1 in 36.0			
Plateau, Boulder				72	1 in 35.6	1 in 41.7
Plateau, Barney Top/Kaiparowits*				14*	1 in 7.1	N/A
San Juan Bull Elk	56	1 in 52.9	1 in 64.0	62	1 in 48.6	1 in 58.1
West Desert, Deep Creek*	21	1 in 15.1	1 in 17.6	24*	1 in 6.8	N/A

2022 — There are approximately 4,870 elk: offered 245 bull permits. Annual permits are about 5% of the total population.

***September Archery/HAMS hunt — not included in the total number of permits/populations.**



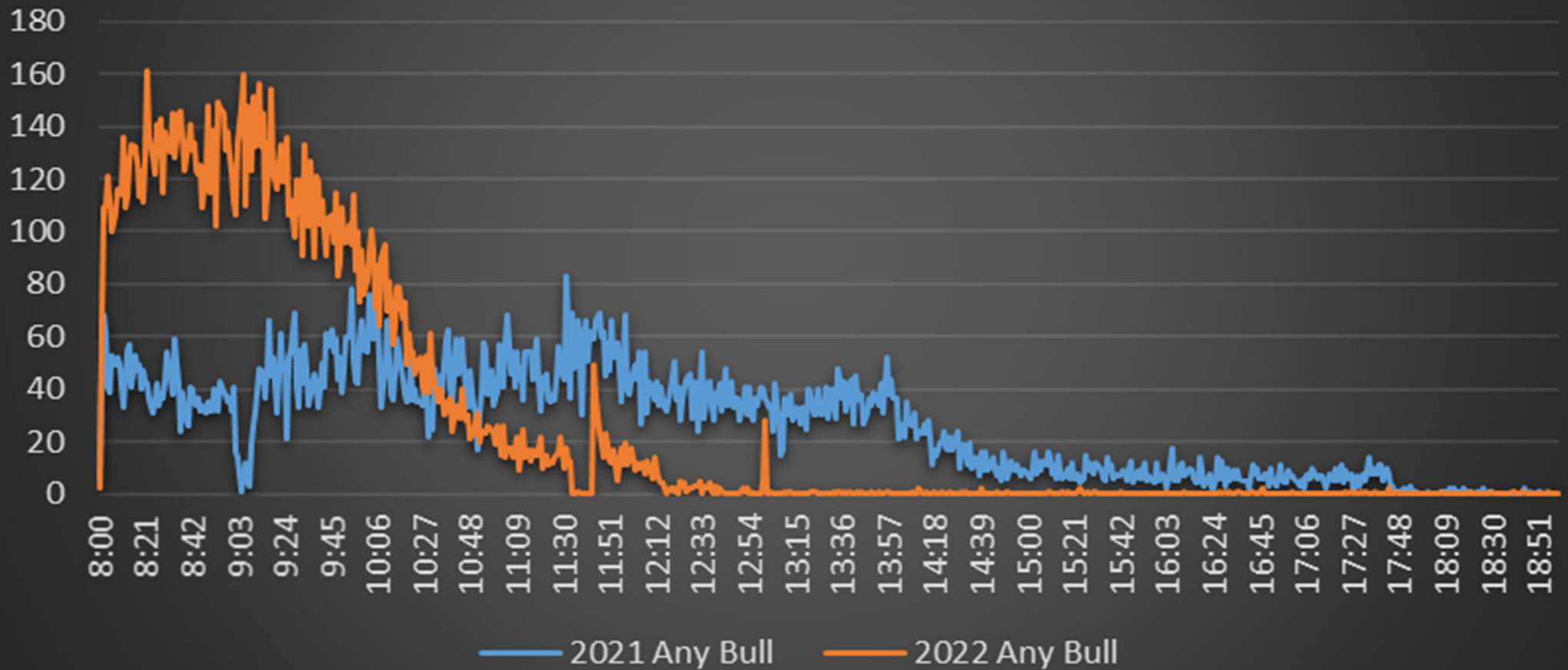
GENERAL-SEASON ELK

SELL-OUT DATES: BULL ELK PERMITS

Any Bull Elk			
Year	Sales start	Sold out	Elapsed time
2011	7/27/2011	10/6/2011	71 days
2012	7/17/2012	10/5/2012	80 days
2013	6/27/2013	10/4/2013	99 days
2014	7/10/2014	10/2/2014	84 days
2015	7/14/2015	10/3/2015	81 days
2016	7/12/2016	9/27/2016	77 days
2017	7/11/2017	9/16/2017	67 days
2018	7/17/2018	8/20/2018	34 days
2019	7/16/2019	7/27/2019	11 days
2020	7/16/2020	7/16/2020	7hr 45 mins
2021	7/13/2021	7/13/2021	9 hr 40 mins
2022	7/12/2022	7/12/2022	5 hr 10 mins

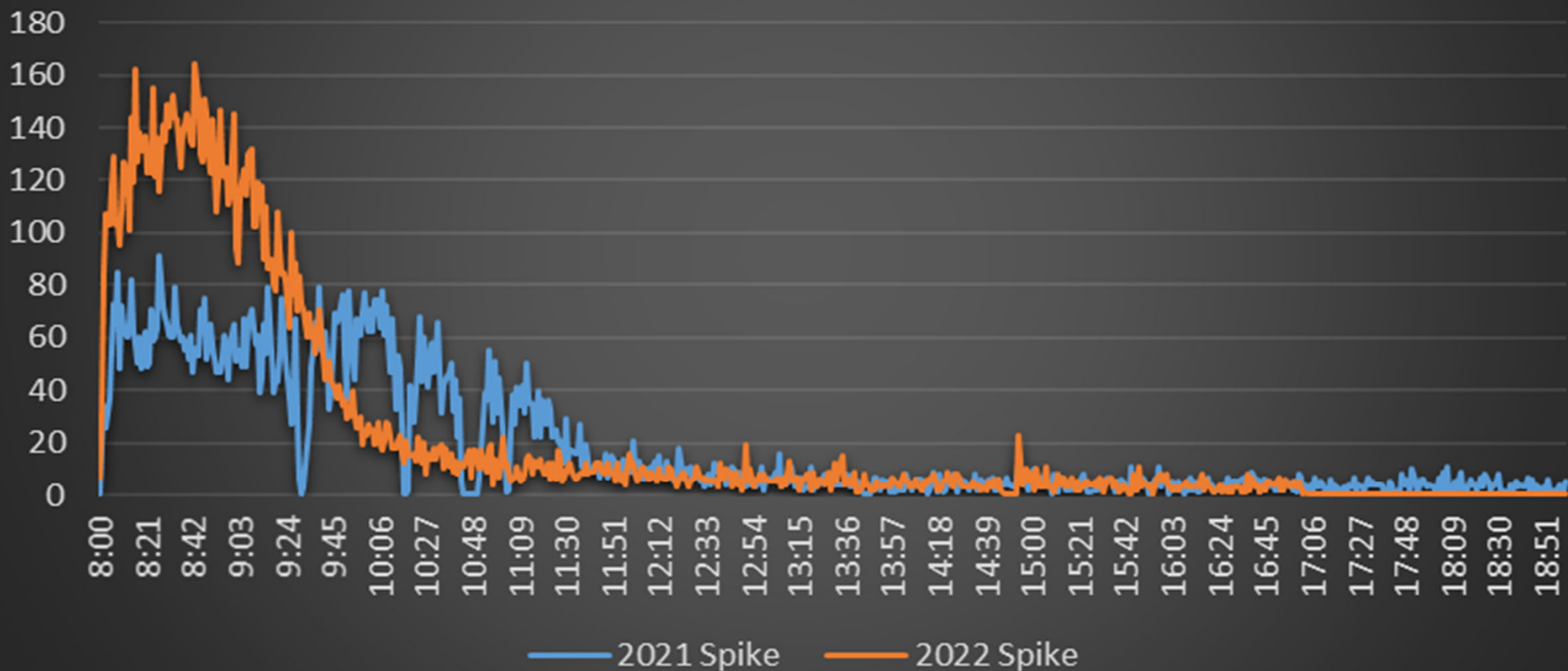
Spike Only			
Year	Sales start	Sold out	Elapsed time
2011	7/27/2011	10/7/2011	72 days
2012	7/17/2012	10/30/2012	105 days
2013	6/27/2013	10/5/2013	100 days
2014	7/10/2014	10/3/2014	85 days
2015	7/14/2015	10/3/2015	81 days
2016	7/12/2016	10/4/2016	84 days
2017	7/11/2017	10/3/2017	84 days
2018	7/17/2018	9/28/2018	73 days
2019	7/16/2019	9/16/2019	62 days
2020	7/16/2020	7/22/2020	6 days
2021	7/22/2021	7/26/2021	5 days
2022	7/26/2022	7/26/2022	9 hours

Any Bull Day One Sales 2021 vs 2022 Licenses issued per minute



Spike Only Day One Sales 2021 vs 2022

Licenses issued per minute



GENERAL-SEASON ANY BULL ELK: RESIDENCY BREAKOUT

ANY BULL: RESIDENT

YEAR	ISSUED	PERCENTAGE
2018	14,044	94%
2019	13,965	93%
2020	14,131	94%
2021	16,388	94%
2022	16,637	95%

ANY BULL: NONRESIDENT

YEAR	ISSUED	PERCENTAGE
2018	857	6%
2019	898	6%
2020	659	4%
2021	917	5%
2022	905	5%

GENERAL-SEASON SPIKE BULL ELK: RESIDENCY BREAKOUT

SPIKE BULL: RESIDENT

YEAR	ISSUED	PERCENTAGE
2018	14,575	97%
2019	14,356	96%
2020	14,551	97%
2021	14,583	97%
2022	14,702	98%

SPIKE BULL: NONRESIDENT

YEAR	ISSUED	PERCENTAGE
2018	377	3%
2019	455	3%
2020	329	2%
2021	363	2%
2022	330	2%

GENERAL-SEASON ANY BULL ELK: MULTI-SEASON PERMITS AND RESIDENCY

ANY BULL ELK – RESIDENT		
YEAR	ISSUED	%
2018	5,702	38.0%
2019	5,356	35.7%
2020	6,170	41.1%
2021	7,339	41.9%
2022	7,822	44.7%

ANY BULL ELK – NONRESIDENT		
YEAR	ISSUED	%
2018	29	0.2%
2019	38	0.3%
2020	62	0.4%
2021	100	0.6%
2022	118	0.7%

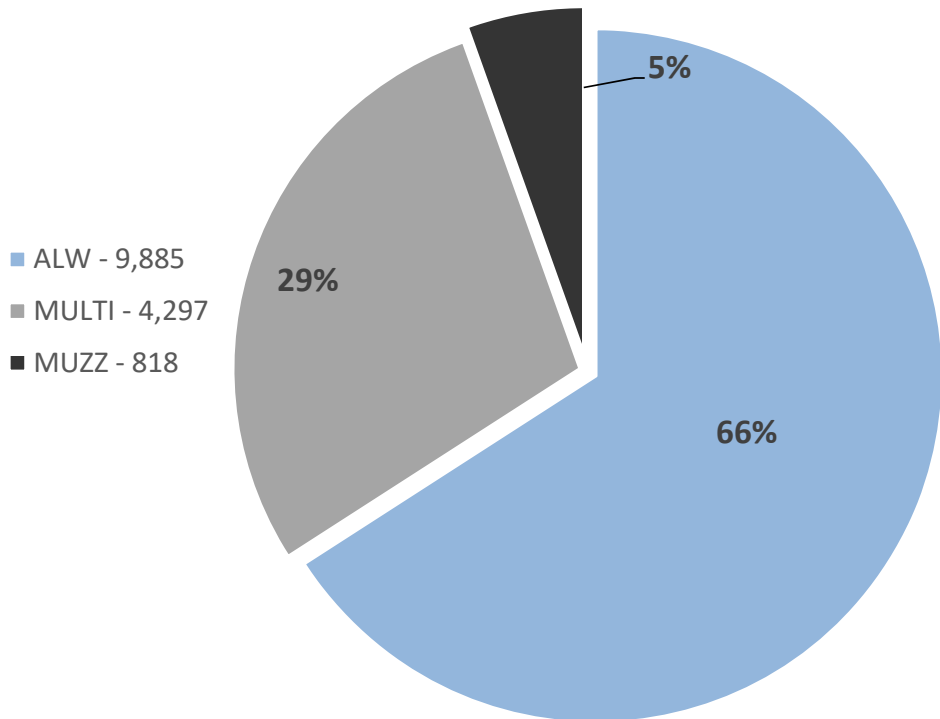
GENERAL-SEASON SPIKE BULL ELK: MULTI-SEASON PERMITS AND RESIDENCY

SPIKE BULL ELK - RESIDENT		
YEAR	ISSUED	%
2018	2,553	17.0%
2019	2,876	19.2%
2020	3,824	25.5%
2021	4,088	27.3%
2022	4,270	28.5%

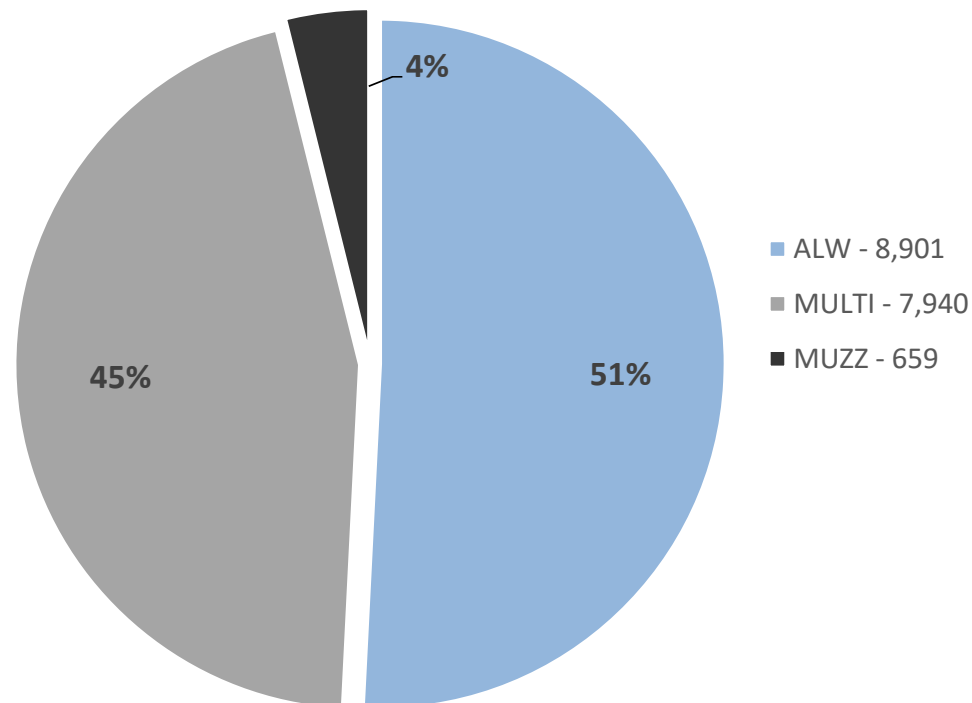
SPIKE BULL ELK - NON RESIDENT		
YEAR	ISSUED	%
2018	8	0.1%
2019	8	0.1%
2020	28	0.2%
2021	45	0.3%
2022	27	0.2%

GENERAL-SEASON ELK

2022 SPIKE (15,000 PERMITS)

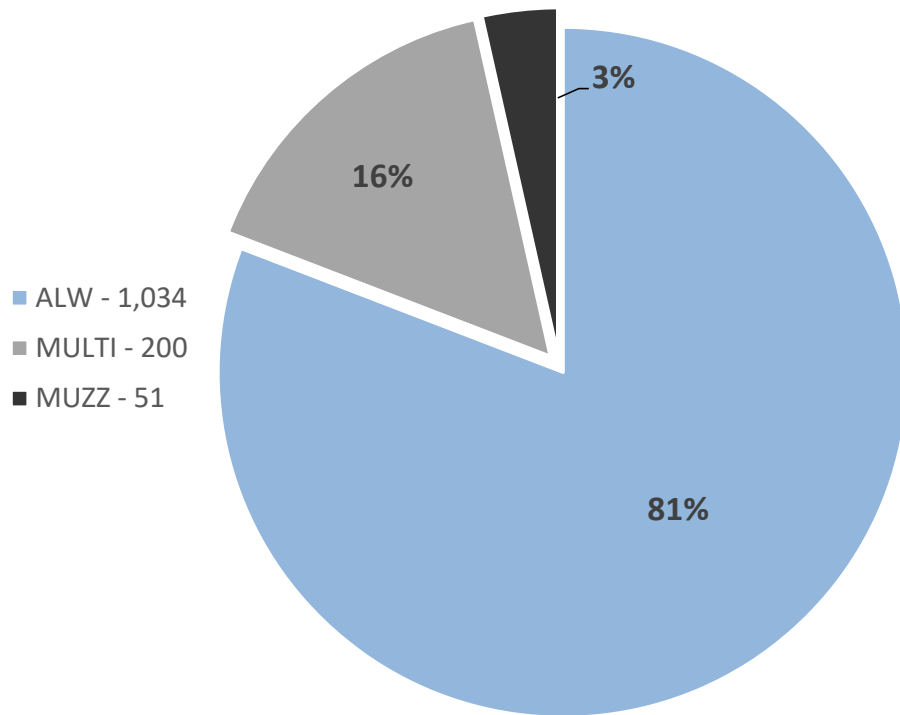


2022 ANY BULL (17,500 PERMITS, EXCLUDES YOUTH)

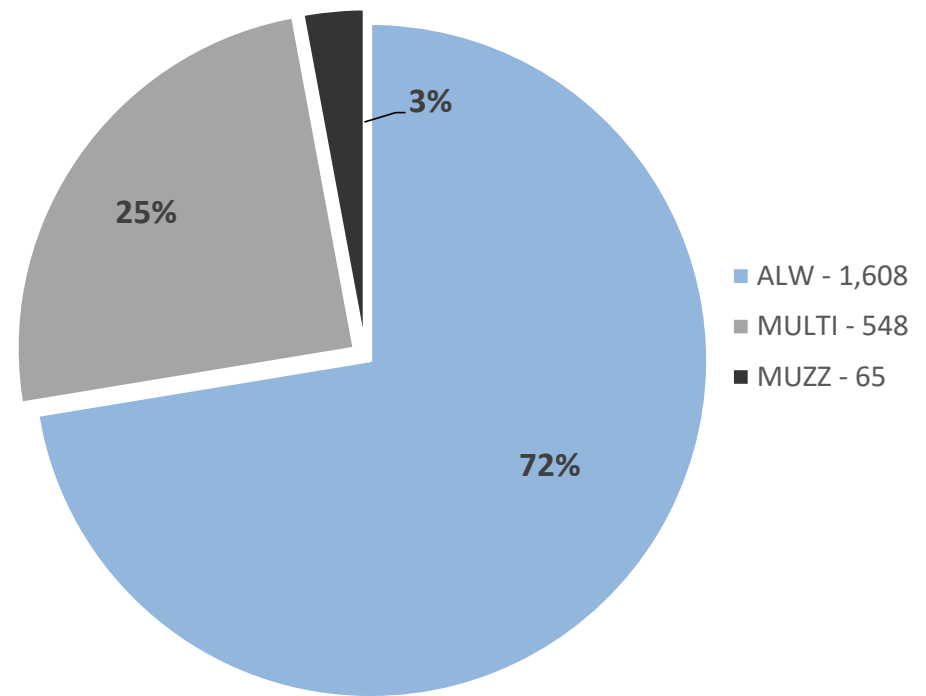


GENERAL-SEASON ELK – YOUTH

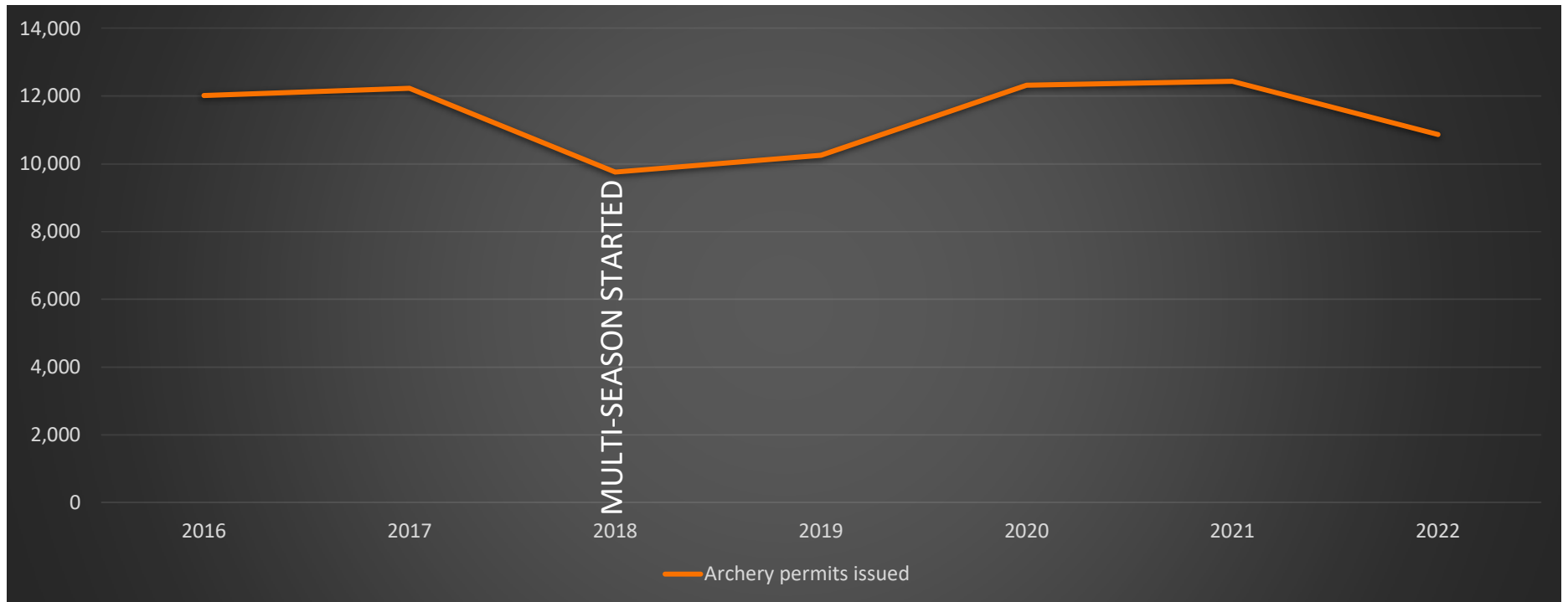
2021 SPIKE



2021 ANY BULL



GENERAL-SEASON ELK – ARCHERY



ANY
QUESTIONS?



Utah Division of
Wildlife Resources

